




CHILDREN'S EDUCATION SOCIETY (Regd.)

THE OXFORD DENTAL COLLEGE

(Recognized by the Govt. of Karnataka, Affiliated to Rajiv Gandhi University of Health Sciences,
Karnataka & Recognised by Dental Council of India, New Delhi)
Bommanahalli, Hosur Road, Bangalore - 560 068.
Ph: 080-61754680 Fax : 080 - 61754693E-mail: deandirectortodc@gmail.com
Website: www.theoxford.edu

Field Visit Reports with List of Students

| SL. No. | Field visits | Page No. |
|------------|--|----------|
| BDS | | |
| 1. | Public Health Institute | 2 - 3 |
| 2. | Primary Health Center | 4 - 5 |
| 3. | Visit to Slum | 6 - 8 |
| 4. | Blood Bank | 9 - 11 |
| 5. | Forensic Science Lab | 12 - 13 |
| 6. | Cell Culture Laboratory, CIDS, Virajpet | 14 |
| MDS | | |
| 7. | JSD Techno Dental (CBCT), Jayanagar, Bengaluru | 15 - 16 |
| 8. | DENTSPLY SIRONA | 17 - 18 |
| 9. | Department of Microbiology, The Oxford Medical College | 19 - 20 |
| 10. | Central Sterile Supply Department (CSSD) at the Oxford Medical College, Attibele | 21 - 23 |
| 11. | The Oxford Medical College | 24 - 26 |
| 12. | CBCT centre - Kanva Diagnostics | 27 - 32 |
| 13. | Department of Biotechnology, The Oxford Science College, HSR Layout, Bangalore. | 33 - 36 |
| 14. | Dental art Laboratory, Bangalore | 37 - 39 |
| 15. | Confident Dental Laboratory Pvt Ltd, Bangalore | 40 - 41 |
| 16. | Specially-abled Children School Visit | 42 - 44 |
| 17. | Public Health Institute | 45 - 48 |
| 18. | Specially-abled children school visit | 49 - 51 |
| 19. | Slum Visit | 52 - 54 |
| 20. | Blood Bank, NIMHANS | 55 - 56 |
| 21. | Dental Clinic, HSR Layout, 3 rd sector, Bengaluru | 57 - 58 |
| 22. | Forensic Science Lab | 59 - 60 |
| 23. | JSD Techno Dental (CBCT center) | 61 - 62 |
| 24. | American Smiles dental clinic (Sleep APNEA center) | 63 - 65 |
| 25. | Dentsply Sirona | 66 - 67 |
| 26. | Department of Biotechnology, The Oxford Science College | 68 - 70 |
| 27. | The Metallurgical laboratory | 71 - 72 |


Dean and Director
The Oxford Dental College, Bommanahalli
Hosur Road Bangalore - 560 068



CHILDREN'S EDUCATION SOCIETY (Regd.)

THE OXFORD DENTAL COLLEGE

(Recognized by the Govt. of Karnataka, Affiliated to Rajiv Gandhi University of Health Sciences,
Karnataka & Recognised by Dental Council of India, New Delhi)

Bommanahalli, Hosur Road, Bangalore - 560 068.

Ph: 080-61754680 Fax: 080 - 61754693 E-mail: deandirectortodc@gmail.com

Website: www.theoxford.edu

BDS

Activity Report

Title: Visit to Public Health Institute

Objective: To gain knowledge about the causative agents in disease outbreaks, food adulteration and food safety, how to test physical and chemical characteristics of water.

Date: 21.12.2020

Time: 10.00 am to 02.00 pm

Location: Shehshadri Road

Organized by: Department of Public Health Dentistry

Audience: Post graduate and undergraduate students

Speaker: Mrs. Saraswati

Method adopted: Lecture

Materials used: Live Demonstrations, Lectures

Description: Under the aegis of Department of Public health dentistry, the Public Health Institute visit was done to gain knowledge on food adulteration and the steps taken by the Government to improve health care for the community. After paying the fee of Rs 200, students were briefed regarding the establishment of Public Health Institute. Following this, step-by-step a detailed study of the Public Health Institute was done. Demonstration was given to make the students aware how are the commonly used food products such as Toor dal and tea being adulterated. The bacteriological section of the institute deals with outbreaks of communicable diseases such as Cholera, Typhoid and Food poisoning which are pandemic in nature. Various media, for bacteriological culture were shown, which included Venkatraman - Ramakrishnan (VR) medium, Cary Blair medium, Alkaline peptone water, Monsur's Taurocholate tellurite peptone water etc. Students were briefed about food poisoning. From the field visit students learned that adequate precautions should be taken by the consumer at the time of purchase of any food products.

List of students under taking Field Visits

BDS

| SL. No. | Names of Students | Dates | Field Visit |
|---------------------------------------|-------------------|------------|-------------------------|
| Department of Public Health Dentistry | | | |
| 1. | Salome | 21/12/2020 | Public Health Institute |
| 2. | Amogh | 21/12/2020 | Public Health Institute |
| 3. | Ananya | 21/12/2020 | Public Health Institute |
| 4. | Anvita | 21/12/2020 | Public Health Institute |

Professor & Head

Dept. of Public Health Dentistry

The Oxford Dental College, Bangalore



CHILDREN'S EDUCATION SOCIETY (Regd.)


THE OXFORD DENTAL COLLEGE

(Recognized by the Govt. of Karnataka, Affiliated to Rajiv Gandhi University of Health Sciences,
Karnataka & Recognised by Dental Council of India, New Delhi)


Bommanahalli, Hosur Road, Bangalore - 560 068.

Ph: 080-61754680 Fax: 080 - 61754693 E-mail: deandirectortodc@gmail.com

Website: www.theoxford.edu



Picture 1: Demonstration for Detection of Adulterants in Food



Picture 2: - Group Photo

Shun K. M.
Professor & Head

Dept. of Public Health Dentistry
The Oxford Dental College, Bangalore



CHILDREN'S EDUCATION SOCIETY (Regd.)

THE OXFORD DENTAL COLLEGE

(Recognized by the Govt. of Karnataka, Affiliated to Rajiv Gandhi University of Health Sciences,
Karnataka & Recognised by Dental Council of India, New Delhi)

Bommanahalli, Hosur Road, Bangalore - 560 068.

Ph: 080-61754680 Fax: 080 - 61754693E-mail: deandirectortodc@gmail.com

Website: www.theoxford.edu

Activity Report

Title: Visit to Primary Health Centre

Objective: To understand the structure and functioning of a Primary Health Centre.

Date: 30.01.2021

Time: 10.00 am to 01.00 pm

Location: Begur main road, Begur

Organized by: The Department of Public health Dentistry

Audience: Post graduate and undergraduate students

Speaker: Dr. Smitha Reddy

Method adopted: Lecture

Materials used: live demonstrations, lectures

Description: Primary Health Centre is the first contact point between the village community and the medical officer and it provides the curative, preventive and promotive services to the people. A team of postgraduate students and undergraduate students visited the Begur PHC on 30/01/2021 at 10.00am. After reaching the PHC, we met the block health officer. She accompanied us throughout the PHC and explained in detail regarding its functioning. The PHC consists of a laboratory, Out Patient department, pharmacy, maternity ward, general ward, office, records room, health education room and immunization room. The various departments in the PHC includes Pathology, Paediatrics, Gynaecology, Maternal and child health, General ward, Maternal and pediatric ward and Drug counter. The outpatient department works from 9:00 a.m. to 1: 00 p.m. and 1:45 p.m. to 4.30 p.m. with an average of 150 patients per day. The PHC have 9 sub centres in and around Begur. Total immunization done in a month is around 80-120. Almost 400-500 outpatients visit the PHC in a month. Immunization is done on every Thursday in the Begur PHC. Family planning, ante-natal and post-natal care procedures are done on Friday's (IUD).

List of students under taking Field Visits

BDS

| SL. No. | Names of Students | Dates | Field Visit |
|---------|-------------------|------------|-----------------------|
| 1. | Amrutha | 30/01/2021 | Primary Health Center |
| 2. | Charbelle | 30/01/2021 | Primary Health Center |
| 3. | Manaswini | 30/01/2021 | Primary Health Center |
| 4. | Ananya Daniel | 30/01/2021 | Primary Health Center |



CHILDREN'S EDUCATION SOCIETY (Regd.)


THE OXFORD DENTAL COLLEGE

(Recognized by the Govt. of Karnataka, Affiliated to Rajiv Gandhi University of Health Sciences,
Karnataka & Recognised by Dental Council of India, New Delhi)

Bommanahalli, Hosur Road, Bangalore - 560 068.

Ph: 080-61754680 Fax: 080 - 61754693E-mail: deandirectortodc@gmail.com

Website: www.theoxford.edu



Bengaluru, Karnataka, India

Begur main road, Vishwapriya nagar, Begur, Bengaluru 560076

Lat N 10°52'54.542

Long E 76°35'51.145

31/01/2021 10.03 A.M.

Picture 1: - Patient waiting area



Bengaluru, Karnataka, India

Begur main road, Vishwapriya nagar, Begur, Bengaluru 560076

Lat N 10°52'54.542

Long E 76°35'51.145

31/01/2021 10.34 A.M.

Picture 2: - Group photo

Professor & Head

Dept. of Public Health Dentistry
The Oxford Dental College, Bangalore



CHILDREN'S EDUCATION SOCIETY (Regd.)

THE OXFORD DENTAL COLLEGE

(Recognized by the Govt. of Karnataka, Affiliated to Rajiv Gandhi University of Health Sciences,
Karnataka & Recognised by Dental Council of India, New Delhi)

Bommanahalli, Hosur Road, Bangalore - 560 068.

Ph: 080-61754680 Fax: 080 - 61754693 E-mail: deandirectortodc@gmail.com

Website: www.theoxford.edu

Activity Report

Title: Visit to slum

Objective: To understand the sanitation, waste disposal, hygiene practices and availability of emergency health services for slum residents, thereby providing health education for improving their overall health conditions.

Date: 23/2/2021

Time: 3:30 pm-4:30 pm.

Location: NGR Layout slum, Roopena Agrahara, Bengaluru.

Organized by: Department of Public Health Dentistry

Participants: Seven Post graduate students and two Interns.

Speaker: Jayashankar, local resident.

Method adopted: Verbal orientation on facilities and problems being faced by slum residents.

Description: We visited NGR slum near Roopena Agrahara, Bangalore on 23/2/2021 at 3:30 pm. Slum is inhabited by about 4000 people, out of which 1600 are children and rest adults. There is a total of 400 houses in that slum. Some of them are permanent houses that are structured, mud houses covered with thin cement sheets, straw and plastics sheets. Residents said Kauveri river water is supplied through pipelines at lane end and there is no scarcity of water. The slum is equipped with an Anganwadi Centre and inhabitants of that area visit Primary Health Centre in case of health issues. There are no government schools for girls in that area which forces the residents to send their children to nearby private and public schools. The residents of this slum were not aware of the government programs being carried out for the upliftment of the slums. Literacy rate of this community was average because of which they remain unaware of any of the government programs.

List of students under taking Field Visits

BDS

| SL. No. | Names of Students | Dates | Field Visit |
|---------|-------------------|------------|---------------|
| 1. | Shubha | 23/02/2021 | Visit to slum |
| 2. | Swathi | 23/02/2021 | Visit to slum |



CHILDREN'S EDUCATION SOCIETY (Regd.)


THE OXFORD DENTAL COLLEGE

(Recognized by the Govt. of Karnataka, Affiliated to Rajiv Gandhi University of Health Sciences,
Karnataka & Recognised by Dental Council of India, New Delhi)


Bommanahalli, Hosur Road, Bangalore - 560 068.

Ph: 080-61754680 Fax: 080 - 61754693 E-mail: deandirectortodc@gmail.com

Website: www.theoxford.edu



Photograph 1: View of The Slum



Photograph 2: Anganwadi Centre

Shubh K. M.

Professor & Head

Dept. of Public Health Dentistry
The Oxford Dental College, Bangalore



CHILDREN'S EDUCATION SOCIETY (Regd.)


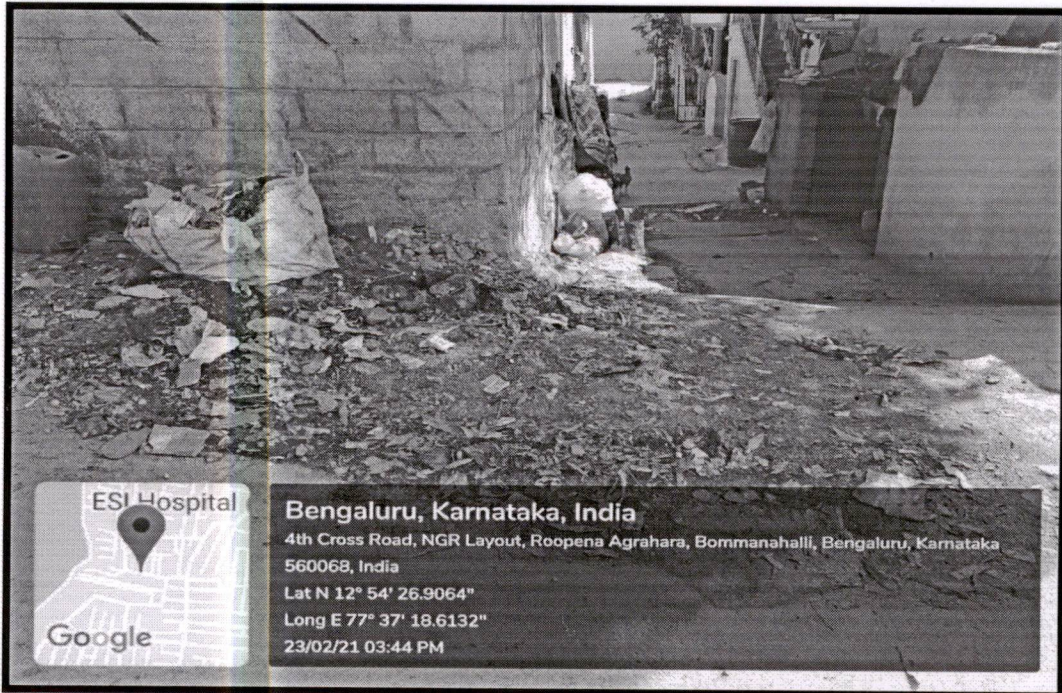
THE OXFORD DENTAL COLLEGE

(Recognized by the Govt. of Karnataka, Affiliated to Rajiv Gandhi University of Health Sciences,
Karnataka & Recognised by Dental Council of India, New Delhi)

Bommanahalli, Hosur Road, Bangalore - 560 068.

Ph: 080-61754680 Fax: 080 - 61754693E-mail:deandirectortodc@gmail.com

Website: www.theoxford.edu



Photograph 3: Disposal of Waste

[Signature]
Professor & Head
Dept. of Public Health Dentistry
The Oxford Dental College, Bangalore



CHILDREN'S EDUCATION SOCIETY (Regd.)

THE OXFORD DENTAL COLLEGE

(Recognized by the Govt. of Karnataka, Affiliated to Rajiv Gandhi University of Health Sciences, Karnataka & Recognised by Dental Council of India, New Delhi)

Bommanahalli, Hosur Road, Bangalore - 560 068.

Ph: 080-61754680 Fax: 080 - 61754693E-mail: deandirectortodc@gmail.com

Website: www.theoxford.edu

Activity Report

Title: Visit to Blood Bank

Objective: To create awareness for the students about the importance of blood donation, criteria for donating blood as well as different components of blood.

Date: 27/2/21

Time: 11:30 am - 1:00 pm

Location: NIMHANS, Hombegowda Nagar, Bengaluru

Organized by: Our team consisted of a faculty member and 8 dentists Pursuing post-graduation, along with 8 dentists Pursuing under graduation in the Department of Public Health Dentistry.

Participants: 1 staff Incharge, 6 Post graduates, 5 Under graduates and 2 Interns.

Speaker: Dr. Parmatma Prasad Tripathi, Prof, Department of Transfusion medicine and Hematology

Method adopted: Verbal orientation on blood bank/hands on experience/Demonstration.

Description: We visited NIMHANS, one of the biggest Blood Bank in Bengaluru on 27/2/21 at 11:30am. The brief blood bank orientation was delivered by Prof, Dr. Parmatma, who explained about the Transfusion medicine and haematology department. The unit is well equipped. We were thoroughly introduced to the components of blood and how to draw blood, about separation of blood, storage and transportation of blood.

Today, Blood banks collect blood and separate it into various components such as red blood cells, plasma and platelets. Each component is generally transfused to a different individual, each with different needs. RBC carry oxygen, platelets help in blood clot and plasma has specific proteins that allow proper regulation of coagulation and healing.

Types of Blood Bags:

Single blood bag: For whole blood collection. The bag contains CPDA solution.

Double blood bag: For whole blood collection. Separation of 2 different components obtained through the process of centrifugation and extraction.

Triple blood bag: Contains SAGM, for whole blood collection.

As a Public Health Dentist, we should know about blood banking system as the need for blood is constant, so is the need for donations. Every day, all the hospitals and clinics in India need blood and blood components to treat patients, since most surgical interventions and a great number of medical procedures require blood transfusion.



CHILDREN'S EDUCATION SOCIETY (Regd.)

THE OXFORD DENTAL COLLEGE

(Recognized by the Govt. of Karnataka, Affiliated to Rajiv Gandhi University of Health Sciences,
Karnataka & Recognised by Dental Council of India, New Delhi)

Bommanahalli, Hosur Road, Bangalore - 560 068.

Ph: 080-61754680 Fax: 080 - 61754693 E-mail: deandirectortodc@gmail.com

Website: www.theoxford.edu

List of students under taking Field Visits

BDS

| SL. No. | Names of Students | Dates | Field Visit |
|---------|--------------------|------------|-------------|
| 1. | Swathi | 27/02/2021 | Blood Bank |
| 2. | Shubha | 27/02/2021 | Blood Bank |
| 3. | Devyanshun Bhargav | 27/02/2021 | Blood Bank |
| 4. | Eman Safi | 27/02/2021 | Blood Bank |
| 5. | Hemashree | 27/02/2021 | Blood Bank |
| 6. | Leza Maria Matheew | 27/02/2021 | Blood Bank |



CHILDREN'S EDUCATION SOCIETY (Regd.)

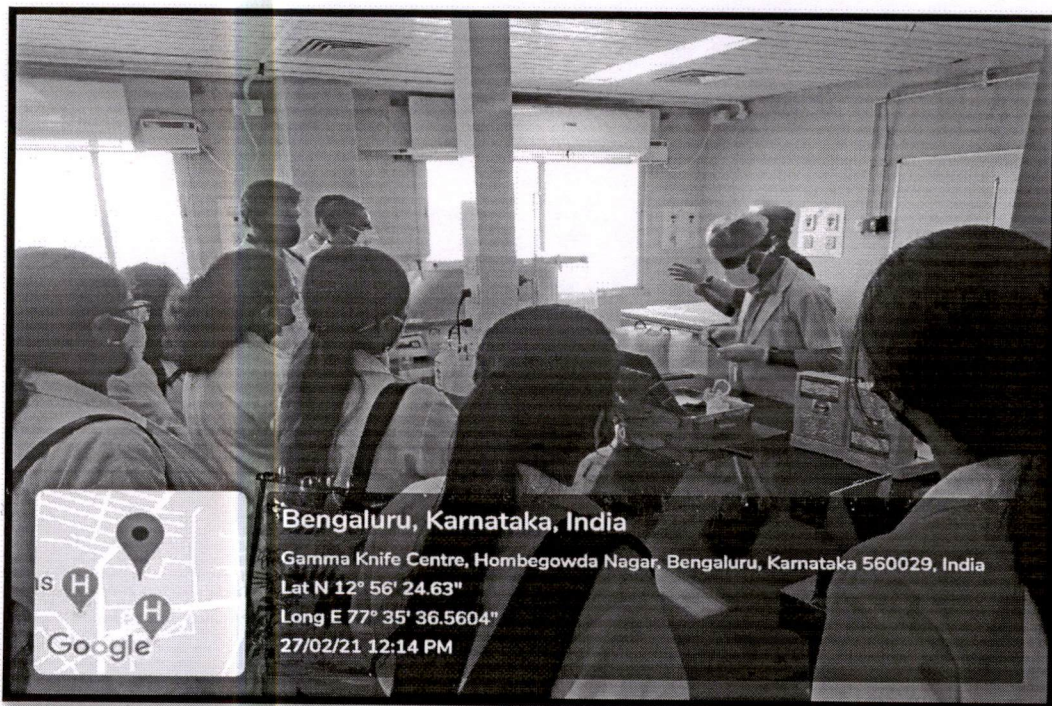

THE OXFORD DENTAL COLLEGE

(Recognized by the Govt. of Karnataka, Affiliated to Rajiv Gandhi University of Health Sciences,
Karnataka & Recognised by Dental Council of India, New Delhi)

Bommanahalli, Hosur Road, Bangalore - 560 068.

Ph: 080-61754680 Fax: 080 - 61754693E-mail: deandirectortodc@gmail.com

Website: www.theoxford.edu



Shankar M

Professor & Head

Dept. of Public Health Dentistry
The Oxford Dental College, Bangalore



CHILDREN'S EDUCATION SOCIETY (Regd.)

THE OXFORD DENTAL COLLEGE

(Recognized by the Govt. of Karnataka, Affiliated to Rajiv Gandhi University of Health Sciences, Karnataka & Recognised by Dental Council of India, New Delhi)

Bommanahalli, Hosur Road, Bangalore - 560 068.

Ph: 080-61754680 Fax: 080 - 61754693 E-mail: deandirectortodc@gmail.com

Website: www.theoxford.edu

Activity Report

Title: Visit to Forensic Science Lab

Objective: To gain knowledge about the functioning of forensic science lab.

Date: 20.03.2021

Time: 10.30 am to 02.00 pm

Location: Madiwala around 2 kms from The Oxford Dental college, Bommanahalli.

Organized by: Department of Public Health Dentistry

Audience: Post graduate and undergraduate students

Speaker: Mr. Vinod, Professor and HOD Dept of DNA Analysis

Method adopted: Lecture

Materials used: demonstration in various labs

Description: Under the aegis of Department of Public Health Dentistry, the Forensic Science Lab visit was done to know about forensic sciences and the functioning of the forensic lab. A group of undergraduate and post graduate students started at around 9:00 am from the Oxford Dental College and reached the Forensic Science lab by 9:30 am. Mr. Vinod, Professor and HOD Dept of DNA Analysis, gave a brief introduction of the Forensic Science Lab. It was told that the word forensic comes from the Latin term forensic, meaning "of or before the forum". The history of the term originates from Roman times, during which a criminal charge meant presenting the case before a group of public individuals in the forum.

The forensic lab consists of different departments which includes, chemistry lab, fire arms department, toxicology department, cyber forensic department, questioned documents section, psychology section, DNA analysis section, photography section. Concerned staffs of each department explained everything about the functioning of each lab. The major cases solved in the chemistry lab included narcotics, home-made liquor, cheating cases, acid cases, explosives and synthetic drugs. The fire arms department enlightened the students about the various types of guns, pistols, bullets and also about various gun injuries. Likewise, students were enlightened about the functioning of all the different departments. Being the only forensic department in Bangalore the lab holds great responsibility in maintaining standards. Various number of cases ranging from 100-200 are examined and maintaining transparency is utmost important. The work done by the police department in showing interest and maintaining integrity is commendable.

List of students under taking Field Visits

BDS

| SL. No. | Names of Students | Dates | Field Visit |
|---------|-------------------|------------|----------------------|
| 1. | Bhagavathi | 20/03/2021 | Forensic Science Lab |
| 2. | Amrutha | 20/03/2021 | Forensic Science Lab |
| 3. | Ajmala | 20/03/2021 | Forensic Science Lab |
| 4. | Annie | 20/03/2021 | Forensic Science Lab |
| 5. | Vatansh | 20/03/2021 | Forensic Science Lab |



CHILDREN'S EDUCATION SOCIETY (Regd.)

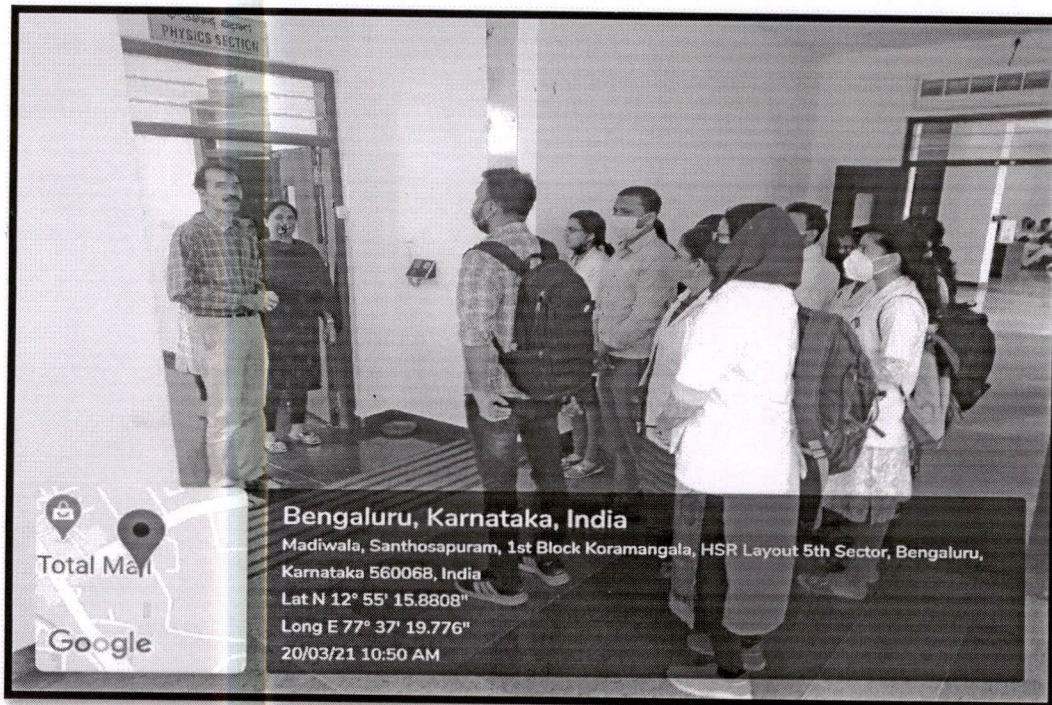
THE OXFORD DENTAL COLLEGE

(Recognized by the Govt. of Karnataka, Affiliated to Rajiv Gandhi University of Health Sciences,
Karnataka & Recognised by Dental Council of India, New Delhi)

Bommanahalli, Hosur Road, Bangalore - 560 068.

Ph: 080-61754680 Fax: 080 - 61754693 E-mail: deandirectortodc@gmail.com

Website: www.theoxford.edu



Picture 1: - Visiting Physics Department



Picture 2: - Group Picture

Signature
Professor & Head

Dept. of Public Health Dentistry
The Oxford Dental College, Bangalore



CHILDREN'S EDUCATION SOCIETY (Regd.)

THE OXFORD DENTAL COLLEGE

(Recognized by the Govt. of Karnataka, Affiliated to Rajiv Gandhi University of Health Sciences, Karnataka & Recognised by Dental Council of India, New Delhi)

Bommanahalli, Hosur Road, Bangalore - 560 068.

Ph: 080-61754680 Fax : 080 - 61754693E-mail:deandirectortodc@gmail.com

Website: www.theoxford.edu

Activity Report

Title: Virtual tour of Cell Culture Laboratory , CIDS, Virajpet

Objectives:

- To train the undergraduate students in the basics of Cell culture
- To make the UGs understand the applications of Cell culture in Research and Clinical Dentistry

Date: 5/05/2021

Time: 10.00 am -12.00 pm

Location: Cell Culture Laboratory, CIDS, Virajpet

Organized by: Department of Oral Pathology and Microbiology

Audience: 3rd BDS students

Resource person: Dr. Shashidara R

Method adopted: Visual learning and Verbal Orientation / Demonstration

Description: The Department of Oral Pathology, Oxford Dental College organized a virtual Field visit to the Cell Culture Laboratory, CIDS, Virajpet on 5/5/2019. A total of 20 undergraduate students from Oxford Dental College were educated on the basics of Cell culture. They were also guided on the application of Cell culture in Research and Clinical Dentistry.

During the visit, students actively participated and successfully ended the visit with a positive feedback of all the participants. The Organizing committee by Department of Oral pathology and students who participated were appreciated for all the efforts put to make the event a great success.

Professor & Head

Dept. of Oral Pathology & Microbiology

The Oxford Dental College, Bangalore



CHILDREN'S EDUCATION SOCIETY (Regd.)

THE OXFORD DENTAL COLLEGE

(Recognized by the Govt. of Karnataka, Affiliated to Rajiv Gandhi University of Health Sciences, Karnataka & Recognised by Dental Council of India, New Delhi)

Bommanahalli, Hosur Road, Bangalore - 560 068.

Ph: 080-61754680 Fax: 080 - 61754693E-mail: deandirectortodc@gmail.com

Website: www.theoxford.edu

MDS

Activity report

Title: visit to JSD Techno Dental (CBCT)

Objective: To understand the concepts and functioning modalities of CBCT using various working parameters of the cone beam computed tomography machine.

Date: 26-02-2021

Time: 1:00 am – 3:00 pm

Location: JSD Techno Dental (CBCT), Jayanagar, Bengaluru.

Organized by: Department of Oral Medicine and Radiology

Participants: 1 staff in charge and 4 Post graduate students.

Speaker: Dr. Suchinder

Method adapted: Visual learning and verbal orientation with working demonstration were given by the radiologist imparting knowledge about CBCT machine.

Description: we visited the JSD Techno Dental, one of the biggest CBCT diagnostic centers in Bengaluru on 26/2/2021 at 1 pm. They briefed us about the usage of the "ORTHOPHOS XG" machine which was installed at the imaging center. The single machine was designed with a prospectus, to be simultaneously used for taking lateral cephalometric radiographs, OPG and CBCT scans. Its usage in various branch of dentistry was elaborated upon likewise for the detection of Endo – Perio lesions, bone loss, in planning for orthodontic treatment and also used for better evaluation of bony lesions persisting in the jaw etc. This was followed by a questionnaire session in which, all the post graduates were given chance to raise their doubts. Overall it was an interactive session which provided a platform much needed for better understanding about the CBCT machine.

As an Oral Medicine and Radiology specialist we should know about CBCT working principle with various parameters as it is very much needed in the diagnosis of pathological conditions associated with orofacial region. Every day all the departments and also the private practitioners depend on the CBCT images for the diagnosis and the treatment plan of any associated pathology. Since most surgical interventions in any bony pathology, implant placement, impacted molar or canine and Endo – Perio lesions requires evaluation of CBCT images.

| SL. No. | Names of Students | Dates | Field Visit |
|---|----------------------|------------|--|
| Department of Oral Medicine & Radiology | | | |
| 1. | Dr. Twinkle Thomas | 26/02/2021 | JSD Techno Dental (CBCT), Jayanagar, Bengaluru |
| 2. | Dr. Sheetal James | 26/02/2021 | JSD Techno Dental (CBCT), Jayanagar, Bengaluru |
| 3. | Dr. Shabnoor Shakeel | 26/02/2021 | JSD Techno Dental (CBCT), Jayanagar, Bengaluru |
| 4. | Dr. Yamuna Rani | 26/02/2021 | JSD Techno Dental (CBCT), Jayanagar, Bengaluru |



CHILDREN'S EDUCATION SOCIETY (Regd.)



THE OXFORD DENTAL COLLEGE

(Recognized by the Govt. of Karnataka, Affiliated to Rajiv Gandhi University of Health Sciences,
Karnataka & Recognised by Dental Council of India, New Delhi)

Bommanahalli, Hosur Road, Bangalore – 560 068.

Ph: 080-61754680 Fax : 080 – 61754693E-mail: deandirectortodc@gmail.com

Website: www.theoxford.edu



Post graduates and staff visit to JSD TECHNO Dental (CBCT)

Anandha
Professor & Head
Dept. of Oral Medicine & Radiology
The Oxford Dental College, Bangalore



Activity report

Title: To Digital Lab "Dentsply Sirona St Marks Road Ashok Nagar, Bengaluru

Objective: To gain thorough knowledge of the existing as well as emerging maxillofacial imaging modalities, precisely being the latest combination of CBCT, OPG and Lateral CEPH machines in market along with its working soft wares.

Date: 18-03-2021

Time: 1:30 pm – 4:30 pm

Location: Dentsply Sirona St Marks Road Ashok Nagar, Bengaluru.

Organized by: Department of Oral Medicine and Radiology


Participants: 2 staff in charge and 3 Post graduate students.

Speaker: Dr Hari Suresh Prabhu.

Method adapted: A digitalized -visual method was adapted by our eminent speaker Dr. Hari Suresh Prabhu, a maxillofacial radiologist by profession and a specialist in imaging and CAD-CAM.

- **Description:** The entire session was divided into two halves. During the first session a brief description was given about the different 2D-3D imaging models – comprising of CBCT, Lateral Cephs, OPG'S manufactured and maintained by Dentsply Sirona, a German based manufacturing company of dental products and technologies.
- In depth working and key specifications about the four – New Orthophos society models namely –Orthophos E, Orthophos S, Orthophos SL and Axesos was explained which is offering additional features like –autofocus, Direct Conversion Sensor (DCS) for unparalleled sharp images even at lowest dose, auto-positioner for correct inclination of patient's head and high definition.
- The second session was based on- latest CBCT software being used currently like Galilo implant software, offering inbuilt reporting and video adaptation of the patients report, Sleep Apnea software for planning prosthesis, Prosthetically driven implant planning where the CAD-CAM data is merged with CBCT, for better evaluation and implant placement.
- Followed by live demonstration of the working of the latest Orthophos Axeos CBCT machine, dental chair functioning, intra -oral scanners and CAD –CAM machines.
- Lastly a questionnaire session was conducted, in which the post graduates could raise their respective queries regarding the same.

| SL. No. | Names of Students | Dates | Field Visit |
|---|-------------------|------------|-----------------|
| Department of Oral Medicine & Radiology | | | |
| 1. | Dr. Sheetal James | 18/03/2021 | DENTSPLY SIRONA |
| 2. | Dr. Shabnoor | 18/03/2021 | DENTSPLY SIRONA |
| 3. | Dr. Yamuna Rani | 18/03/2021 | DENTSPLY SIRONA |


Professor & Head

Dept. of Oral Medicine & Radiology



CHILDREN'S EDUCATION SOCIETY (Regd.)

THE OXFORD DENTAL COLLEGE


(Recognized by the Govt. of Karnataka, Affiliated to Rajiv Gandhi University of Health Sciences,
Karnataka & Recognised by Dental Council of India, New Delhi)

Bommanahalli, Hosur Road, Bangalore - 560 068.

Ph: 080-61754680 Fax : 080 - 61754693 E-mail: deandirectortodc@gmail.com

Website: www.theoxford.edu

Post Graduates and Staff Visit to Digital Lab Dentsply Sirona



PGs Visit to Dentsply Sirona




Table Discussion on CBCT Machine

Anuradha
Professor & Head

Dept. of Oral Medicine & Radiology
The Oxford Dental College, Bangalore



CHILDREN'S EDUCATION SOCIETY (Regd.)

THE OXFORD DENTAL COLLEGE

(Recognized by the Govt. of Karnataka, Affiliated to Rajiv Gandhi University of Health Sciences, Karnataka & Recognised by Dental Council of India, New Delhi)

Bommanahalli, Hosur Road, Bangalore - 560 068.

Ph: 080-61754680 Fax: 080 - 61754693E-mail:deandirectortodc@gmail.com

Website: www.theoxford.edu

Chal Singh

Activity Report

Department of Oral Surgery

Field Visit to Department of Microbiology,

Date: 11-09-2020

Venue: The Oxford Medical College, Attibele

Objective of the visit: To improve knowledge of microbiology in students

Staff Incharge: Dr. Santosh B S

Brief Report: Dr. Rajini, Head of the Department, Department of microbiology gave a tour of department of microbiology, explained importance of microbes in general medical and oral surgery practice, methods of sterilisation and disinfection, instruments and materials used in microbiology, different methods of staining techniques, identification of microorganisms under different microscopes, specific tests for different microorganisms, microorganisms causing infections and management and prevention of it, nosocomial infections and its prevention and management, recent guidelines for covid-19 prevention and its management, recent advances in microbiology.

| SL. No. | Names of Students | Dates | Field Visit |
|--|---------------------|------------|--|
| Department of Oral & Maxillofacial Surgery | | | |
| 1. | Dr. S. Mahima | 11/09/2020 | Department of Microbiology, The Oxford Medical College |
| 2. | Dr. Chandhana A. V. | 11/09/2020 | Department of Microbiology, The Oxford Medical College |
| 3. | Dr. Bhagyashree M | 11/09/2020 | Department of Microbiology, The Oxford Medical College |
| 4. | Dr. Sahana B. S. | 11/09/2020 | Department of Microbiology, The Oxford Medical College |
| 5. | Dr. K. Sai Hitesh | 11/09/2020 | Department of Microbiology, The Oxford Medical College |
| 6. | Dr. Kamini Sharma | 11/09/2020 | Department of Microbiology, The Oxford Medical College |

Handwritten signature
Professor & Head

Dept. of Oral & Maxillofacial Surgery & Implantology
The Oxford Dental College, Bangalore



CHILDREN'S EDUCATION SOCIETY (Regd.)


THE OXFORD DENTAL COLLEGE

(Recognized by the Govt. of Karnataka, Affiliated to Rajiv Gandhi University of Health Sciences,
Karnataka & Recognised by Dental Council of India, New Delhi)

Bommanahalli, Hosur Road, Bangalore - 560 068.

Ph: 080-61754680 Fax: 080 - 61754693E-mail: deandirectortodc@gmail.com

Website: www.theoxford.edu



Bengaluru, KA, India

Balaji Nagar, Bengaluru,
562107, KA, India

Lat 12°46'29"N, Long 77°46'0"E

03/03/2021 10:03 AM

Professor & Head

**Dept. of Oral & Maxillofacial Surgery & Implantology
The Oxford Dental College, Bangalore**



CHILDREN'S EDUCATION SOCIETY (Regd.)

THE OXFORD DENTAL COLLEGE

(Recognized by the Govt. of Karnataka, Affiliated to Rajiv Gandhi University of Health Sciences, Karnataka & Recognised by Dental Council of India, New Delhi)

Bommanahalli, Hosur Road, Bangalore - 560 068.

Ph: 080-61754680 Fax: 080 - 61754693E-mail: deandirectortodc@gmail.com

Website: www.theoxford.edu

Field Visit to Central Sterile Services Department (CSSD)

Department of Microbiology,

Date: 18/01/2021

Venue: The Oxford Medical College, Attibele

Objective of the visit: To improvise knowledge of sterilization in students

Staff Incharge: Dr. Santosh B S

Brief Report: Dr. Rajini, Head of the Department, Department of microbiology gave a tour of central sterile services department, explained what is CSSD, importance of sterilization and disinfection in general medical and oral surgery practice, methods of sterilisation and disinfection, different techniques of sterilisation for specific instruments and materials, categories of different wastes and disposal of it, importance of disposal of wastes, maintenance of hospital cleanliness and waste management.

| SL. No. | Names of Students | Dates | Field Visit |
|---------|-----------------------------|------------|--|
| 1. | Dr. Richa Rai | 18/01/2021 | Central Sterile Supply Department (CSSD) at the Oxford Medical College, Attibele |
| 2. | Dr. Nikitha R | 18/01/2021 | Central Sterile Supply Department (CSSD) at the Oxford Medical College, Attibele |
| 3. | Dr. Vinayaka T Banakar | 18/01/2021 | Central Sterile Supply Department (CSSD) at the Oxford Medical College, Attibele |
| 4. | Dr. Javeed Hussain I Bakshi | 18/01/2021 | Central Sterile Supply Department (CSSD) at the Oxford Medical College, Attibele |
| 5. | Dr. Pullareddygar Geethika | 18/01/2021 | Central Sterile Supply Department (CSSD) at the Oxford Medical College, Attibele |
| 6. | Dr. Sindhu Srinivas Iyengar | 18/01/2021 | Central Sterile Supply Department (CSSD) at the Oxford Medical College, Attibele |
| 7. | Dr. Yukthi B. K. | 18/01/2021 | Central Sterile Supply Department (CSSD) at the Oxford Medical College, Attibele |
| 8. | Dr. Tulima Begum | 18/01/2021 | Central Sterile Supply Department (CSSD) at the Oxford Medical College, Attibele |



CHILDREN'S EDUCATION SOCIETY (Regd.)


THE OXFORD DENTAL COLLEGE

(Recognized by the Govt. of Karnataka, Affiliated to Rajiv Gandhi University of Health Sciences,
Karnataka & Recognised by Dental Council of India, New Delhi)

Bommanahalli, Hosur Road, Bangalore - 560 068.

Ph: 080-61754680 Fax: 080 - 61754693 E-mail: deandirectortodc@gmail.com

Website: www.theoxford.edu





CHILDREN'S EDUCATION SOCIETY (Regd.)


THE OXFORD DENTAL COLLEGE

(Recognized by the Govt. of Karnataka, Affiliated to Rajiv Gandhi University of Health Sciences,
Karnataka & Recognised by Dental Council of India, New Delhi)

Bommanahalli, Hosur Road, Bangalore - 560 068.

Ph: 080-61754680 Fax: 080 - 61754693E-mail: deandirectortodc@gmail.com

Website: www.theoxford.edu



Professor & Head

**Dept. of Oral & Maxillofacial Surgery & Implantology
The Oxford Dental College, Bangalore**



CHILDREN'S EDUCATION SOCIETY (Regd.)

THE OXFORD DENTAL COLLEGE

(Recognized by the Govt. of Karnataka, Affiliated to Rajiv Gandhi University of Health Sciences, Karnataka & Recognised by Dental Council of India, New Delhi)

Bommanahalli, Hosur Road, Bangalore - 560 068.

Ph: 080-61754680 Fax: 080 - 61754693E-mail: deandirectortodc@gmail.com

Website: www.theoxford.edu

Activity Report

Title: Visit to Oxford Medical College

Objective of the visit: The objective of the field visit is to give the students brief insight into the various tests and techniques used in microbiology laboratory.

Date: 03/03/2021

Time: 9.30 am

Venue: The Oxford Medical College and Hospital & Research Centre, Attibele.

Organisers: Department of Microbiology, The Oxford Medical College and Hospital

Participants: First year post graduate students

Staff In charge: Dr. Archana. S

Method adopted: Verbal orientation and demonstration


Description: The Field visit to The Oxford Medical College and Hospital & Research Centre was scheduled on 03/03/2021. The PG students from The Oxford Dental college boarded the bus arranged by the college at 8:30 am and reached The Oxford Medical College and Hospital & Research Centre at 9:30 am. The field visit began by visiting the laboratories of Microbiology department located in the premises of the Hospital campus, where the students were welcomed by the Head of the Department of Microbiology Dr. Rajini. M.

The students were given brief insight into sample collection, processing of samples, different types of tests performed to orientation on RT-PCR technique, blood sample collection.

In Microbiology lab-

- I. Bacteriology- culture method, identification tests (biochemical reactions) and sensitivity plates were explained and shown.
Juuu766iy8887y897py78yo9r7598
- II. Serology- various ICT (immunochromatographic tests) like HIV, HB₁AG, HCV, MALARIA, DENGUE.
- III. Mycology- fungal cultures were shown and explained about the culture morphology and pigment produced. Fluorescent stained fungal elements from skin scrapping were shown.
- IV. RT-PCR lab- Unidirectional flow of sample was explained. Donning and doffing area were shown, steps of extraction of RNA, template addition, addition of positive control were explained. Amplification room was shown and Thermosphere Quant studio 5 RT-PCR machine demo was given.

| SL. No. | Names of Students | Dates | Field Visit |
|--|-------------------|----------|----------------------------|
| Department of Conservative Dentistry & Endodontics | | | |
| 1. | Dr. Niveditha | 3/3/2021 | The Oxford Medical College |
| 2. | Dr. Manasa | 3/3/2021 | The Oxford Medical College |
| 3. | Dr. Pari | 3/3/2021 | The Oxford Medical College |
| 4. | Dr. Vishnupriya | 3/3/2021 | The Oxford Medical College |
| 5. | Dr. Jishnu | 3/3/2021 | The Oxford Medical College |
| 6. | Dr. Akshay | 3/3/2021 | The Oxford Medical College |
| 7. | Dr. Lohitha | 3/3/2021 | The Oxford Medical College |
| 8. | Dr. Madhurima | 3/3/2021 | The Oxford Medical College |


Professor & Head
Dept. of Conservative Dentistry & Endodontics
The Oxford Dental College, Bangalore



CHILDREN'S EDUCATION SOCIETY (Regd.)


THE OXFORD DENTAL COLLEGE

(Recognized by the Govt. of Karnataka, Affiliated to Rajiv Gandhi University of Health Sciences,
Karnataka & Recognised by Dental Council of India, New Delhi)

Bommanahalli, Hosur Road, Bangalore - 560 068.

Ph: 080-61754680 Fax: 080 - 61754693E-mail: deandirectortodc@gmail.com

Website: www.theoxford.edu



Giddenahalli, Karnataka, India


Thirumagondanahalli Service Rd, Karnataka 562107, India

Lat N 12° 47' 12.3468"

Long E 77° 45' 11.718"

03/03/21 09:54 AM

Microbiology Laboratory



Giddenahalli, Karnataka, India

Thirumagondanahalli Service Rd, Karnataka 562107, India

Lat N 12° 47' 12.3468"

Long E 77° 45' 11.718"

03/03/21 10:14 AM

Demonstration of Culture Methods



CHILDREN'S EDUCATION SOCIETY (Regd.)

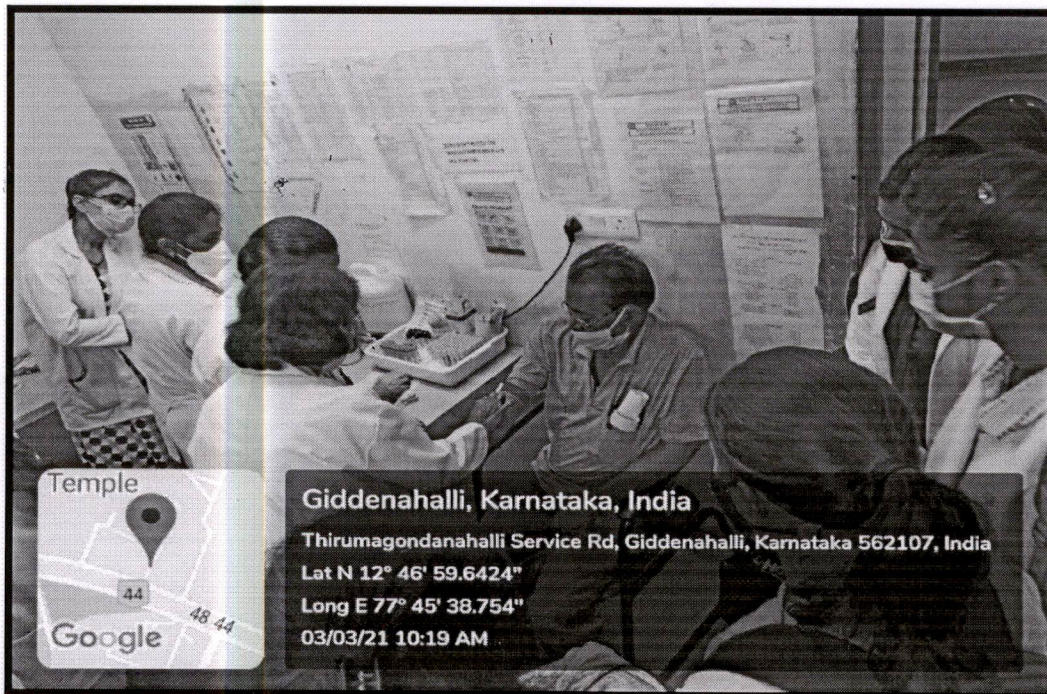
THE OXFORD DENTAL COLLEGE

(Recognized by the Govt. of Karnataka, Affiliated to Rajiv Gandhi University of Health Sciences,
Karnataka & Recognised by Dental Council of India, New Delhi)

Bommanahalli, Hosur Road, Bangalore - 560 068.

Ph: 080-61754680 Fax: 080 - 61754693 E-mail: deandirectortodc@gmail.com

Website: www.theoxford.edu



Giddanahalli, Karnataka, India

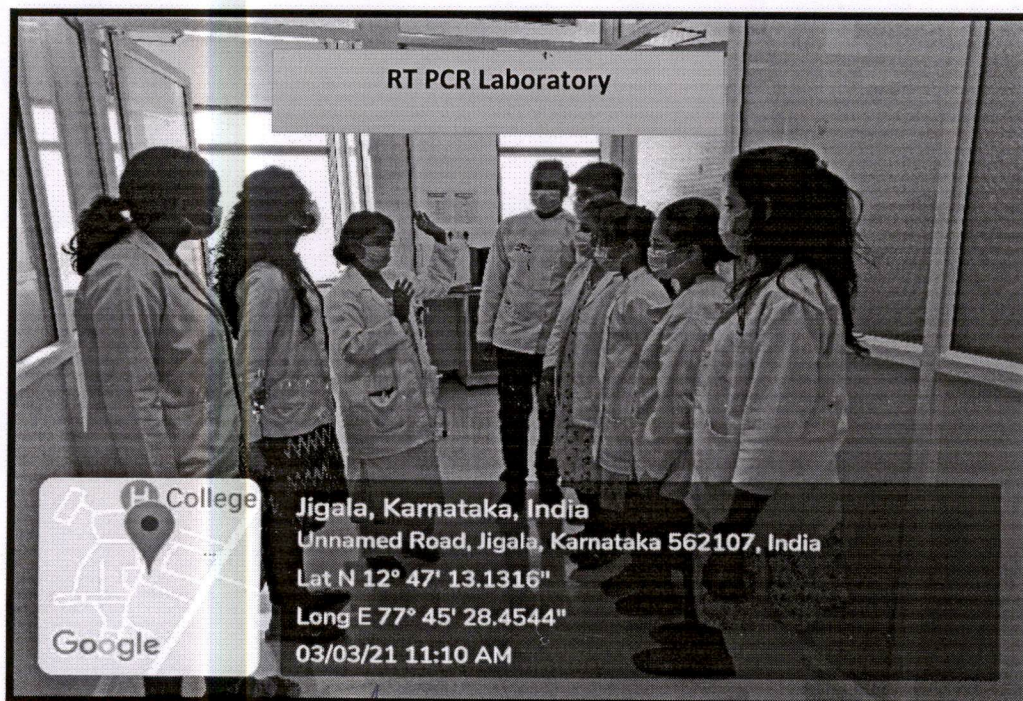
Thirumagondanahalli Service Rd, Giddanahalli, Karnataka 562107, India

Lat N 12° 46' 59.6424"

Long E 77° 45' 38.754"

03/03/21 10:19 AM

Phlebotomy Laboratory



RT PCR Laboratory

Jigala, Karnataka, India

Unnamed Road, Jigala, Karnataka 562107, India

Lat N 12° 47' 13.1316"

Long E 77° 45' 28.4544"

03/03/21 11:10 AM


Professor & Head
Dept. of Conservative Dentistry & Endodontics
The Oxford Dental College, Bangalore
The Oxford Dental College, Bangalore



CHILDREN'S EDUCATION SOCIETY (Regd.)

THE OXFORD DENTAL COLLEGE

(Recognized by the Govt. of Karnataka, Affiliated to Rajiv Gandhi University of Health Sciences,
Karnataka & Recognised by Dental Council of India, New Delhi)

Bommanahalli, Hosur Road, Bangalore – 560 068.

Ph: 080-61754680 Fax: 080 – 61754693E-mail: deandirectortodc@gmail.com

Website: www.theoxford.edu

Activity Report

Title: Visit to CBCT centre

Objective: To enlighten the postgraduate students about the diagnostic importance of CBCT in the field of Endodontics.

Date: 10.03.2021

Time: 1:00 pm – 3:00 pm **Location:** Kanva Diagnostics, Nagarbhavi, Bengaluru.

Organized by: Department of Conservative Dentistry and Endodontics.

Participants: II YEAR MDS students.

Speaker: Dr. Vinitra Vasah, Consultant Oral and Maxillofacial Radiologist.

Method adopted: Verbal orientation on CBCT and demonstration.

Description: We visited Kanva Diagnostics, one of the biggest diagnostic centres in Bengaluru on 10.03.2021 at 01:00 pm. The brief CBCT orientation was done by Dr. Vinitra, who explained about its potential applications in endodontics as well as in other fields of dentistry. She had also highlighted the advantages of CBCT over conventional radiography. She explained about the CBCT hardware which consists of an X-ray source and detector, or sensor, mounted on a rotating gantry. She described about reconstruction of the CBCT images which can be displayed in a variety of ways. The images of the area of interest can be visualized in three orthogonal planes i.e., axial, sagittal and coronal, simultaneously, affording the clinician a truly three-dimensional view of the area of interest.

| SL. No. | Names of Students | Dates | Field Visit |
|---------|--------------------|-----------|-------------------|
| 1. | Dr. Supritha | 10/3/2021 | Kanva Diagnostics |
| 2. | Dr. Hemalatha | 10/3/2021 | Kanva Diagnostics |
| 3. | Dr. Ayushi | 10/3/2021 | Kanva Diagnostics |
| 4. | Dr. Pooja | 10/3/2021 | Kanva Diagnostics |
| 5. | Dr. Anjali | 10/3/2021 | Kanva Diagnostics |
| 6. | Dr. Jisna | 10/3/2021 | Kanva Diagnostics |
| 7. | Dr. Nishitha Reddy | 10/3/2021 | Kanva Diagnostics |
| 8. | Dr. Niveditha | 15/3/2021 | Kanva Diagnostics |
| 9. | Dr. Jishnu | 15/3/2021 | Kanva Diagnostics |
| 10. | Dr. Akshay | 15/3/2021 | Kanva Diagnostics |
| 11. | Dr. Lohitha | 15/3/2021 | Kanva Diagnostics |
| 12. | Dr. Madhurima | 15/3/2021 | Kanva Diagnostics |
| 13. | Dr. Manasa | 15/3/2021 | Kanva Diagnostics |
| 14. | Dr. Pari | 15/3/2021 | Kanva Diagnostics |
| 15. | Dr. Vishnupriya | 15/3/2021 | Kanva Diagnostics |



CHILDREN'S EDUCATION SOCIETY (Regd.)

THE OXFORD DENTAL COLLEGE


(Recognized by the Govt. of Karnataka, Affiliated to Rajiv Gandhi University of Health Sciences,
Karnataka & Recognised by Dental Council of India, New Delhi)

Bommanahalli, Hosur Road, Bangalore - 560 068.

Ph: 080-61754680 Fax: 080 - 61754693E-mail: deandirectortodc@gmail.com

Website: www.theoxford.edu

Postgraduates Visit to CBCT Centre And Orientation on The Working Of CBCT





CHILDREN'S EDUCATION SOCIETY (Regd.)


THE OXFORD DENTAL COLLEGE

(Recognized by the Govt. of Karnataka, Affiliated to Rajiv Gandhi University of Health Sciences,
Karnataka & Recognised by Dental Council of India, New Delhi)


Bommanahalli, Hosur Road, Bangalore - 560 068.

Ph: 080-61754680 Fax : 080 - 61754693 E-mail: deandirectortodc@gmail.com

Website: www.theoxford.edu



Entrance of Kanva Diagnostics



Demonstration of CBCT Imaging

Professor & Head
Dept. of Conservative Dentistry & Endodontics
The Oxford Dental College, Bangalore



CHILDREN'S EDUCATION SOCIETY (Regd.)

THE OXFORD DENTAL COLLEGE

(Recognized by the Govt. of Karnataka, Affiliated to Rajiv Gandhi University of Health Sciences, Karnataka & Recognised by Dental Council of India, New Delhi)

Bommanahalli, Hosur Road, Bangalore – 560 068.

Ph: 080-61754680 Fax: 080 – 61754693 E-mail: deandirectortodc@gmail.com

Website: www.theoxford.edu

Activity Report

Title: Visit to CBCT centre

Objective: To enlighten the postgraduate students about the diagnostic importance of CBCT in the field of Endodontics.

Date: 15.03.21

Time: 1:00 pm – 3:00 pm

Location: Kanva Diagnostics Services Pvt Ltd, Nagarbhavi, Bengaluru.

Organized by: Department of Conservative Dentistry and Endodontics.

Participants: I MDS students.

Speaker: Dr. Vinitra Vasan, Consultant Oral and Maxillofacial Radiologist.

Method adopted: Verbal orientation on CBCT and demonstration.

Description: We visited Kanva Diagnostics, one of the biggest diagnostic centres in Bengaluru on 15.03.21 at 01:00 pm. The brief CBCT orientation was done by Dr. Vinitra, who explained about its potential applications in endodontics as well as in other fields of dentistry. She had also highlighted the advantages of CBCT over conventional radiography. She explained about the CBCT hardware which consists of an x-ray source and detector, or sensor, mounted on a rotating gantry. She described about reconstruction of the CBCT images which can be displayed in a variety of ways. The images of the area of interest can be visualized in three orthogonal planes i.e., axial, sagittal and coronal, simultaneously, affording the clinician a truly three-dimensional view of the area of interest.




CHILDREN'S EDUCATION SOCIETY (Regd.)

THE OXFORD DENTAL COLLEGE

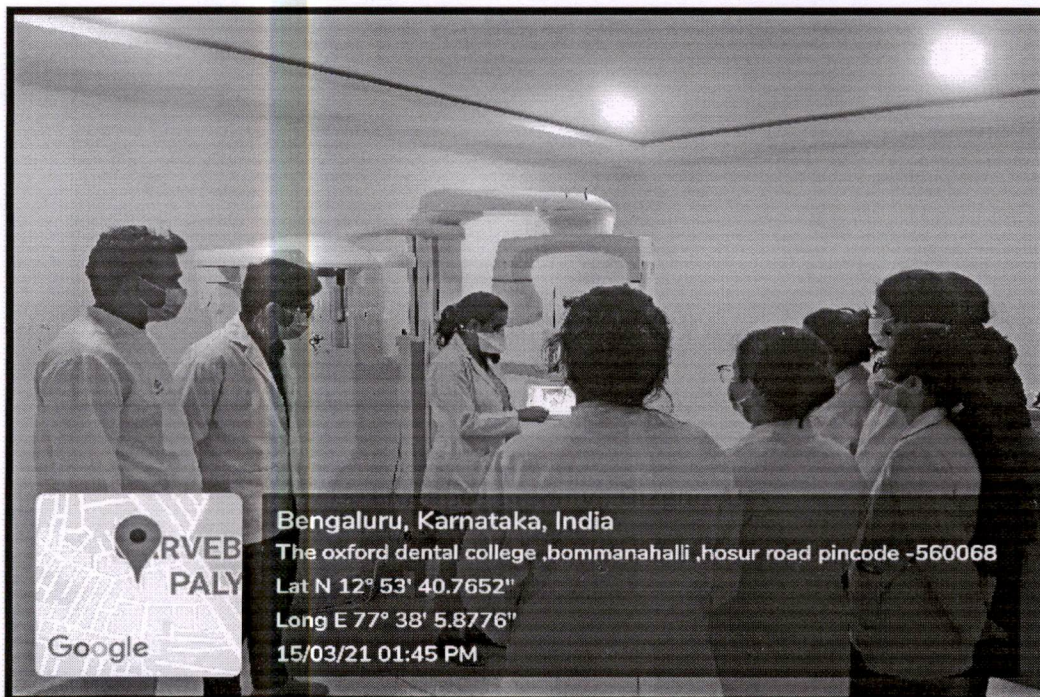
(Recognized by the Govt. of Karnataka, Affiliated to Rajiv Gandhi University of Health Sciences,
Karnataka & Recognised by Dental Council of India, New Delhi)
Bommanahalli, Hosur Road, Bangalore - 560 068.

Ph: 080-61754680 Fax : 080 - 61754693E-mail:deandirectortodc@gmail.com
Website: www.theoxford.edu

Postgraduates Visit to CBCT Centre and Orientation on The Working Of CBCT



Entrance of Kanva Diagnostics



Demonstration of CBCT Device



CHILDREN'S EDUCATION SOCIETY (Regd.)

THE OXFORD DENTAL COLLEGE

(Recognized by the Govt. of Karnataka, Affiliated to Rajiv Gandhi University of Health Sciences,
Karnataka & Recognised by Dental Council of India, New Delhi)

Bommanahalli, Hosur Road, Bangalore - 560 068.

Ph: 080-61754680 Fax: 080 - 61754693E-mail: deandirectortodc@gmail.com

Website: www.theoxford.edu



Bengaluru, Karnataka, India

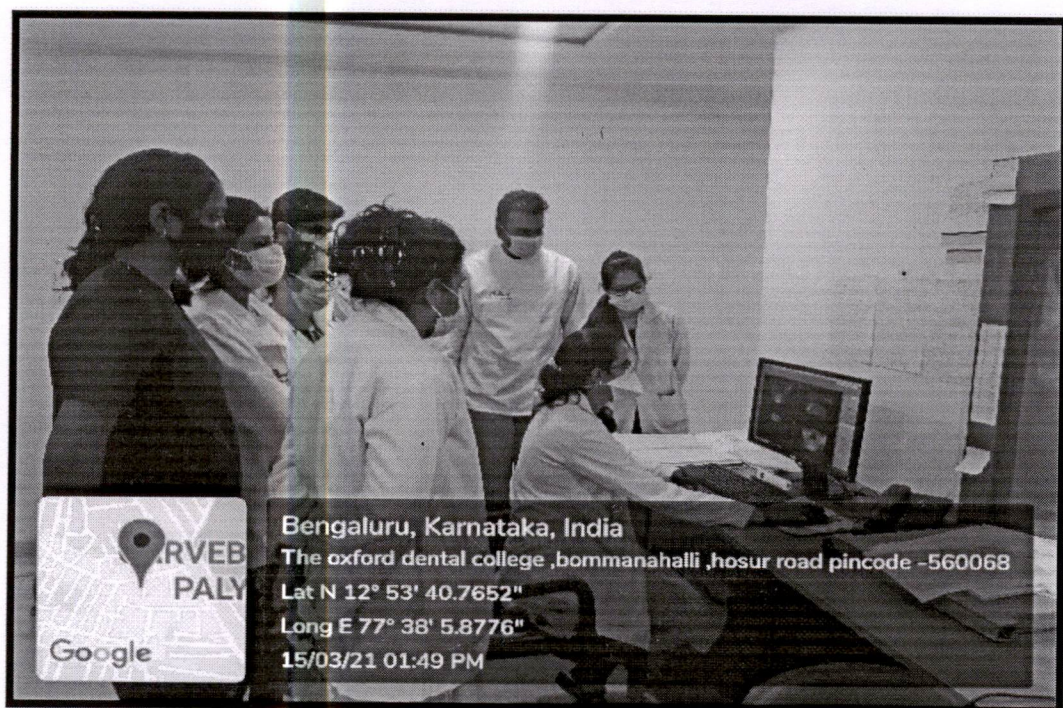
The oxford dental college ,bommanahalli ,hosur road pincode -560068

Lat N 12° 53' 40.7652"

Long E 77° 38' 5.8776"

15/03/21 01:55 PM

Demonstration of CBCT Device



Bengaluru, Karnataka, India


The oxford dental college ,bommanahalli ,hosur road pincode -560068

Lat N 12° 53' 40.7652"

Long E 77° 38' 5.8776"

15/03/21 01:49 PM

Demonstration of CBCT Imaging


Professor & Head
Dept. of Conservative Dentistry & Endodontics
The Oxford Dental College, Bangalore



CHILDREN'S EDUCATION SOCIETY (Regd.)

THE OXFORD DENTAL COLLEGE

(Recognized by the Govt. of Karnataka, Affiliated to Rajiv Gandhi University of Health Sciences, Karnataka & Recognised by Dental Council of India, New Delhi)

Bommanahalli, Hosur Road, Bangalore – 560 068.

Ph: 080-61754680 Fax : 080 – 61754693E-mail:deandirectortodc@gmail.com

Website: www.theoxford.edu

Activity Report

Title: Visit to Department of Biotechnology, The Oxford Science College, HSR Layout, Bangalore.

Objective: To create awareness for the students about the equipment and facilities available in the Department of Biotechnology, The Oxford Science College, Bangalore.

Date: 12/3/2021

Time: 11:00 am to 1:30pm.

Location: The Oxford College of Science, HSR Layout, Bangalore.

Organised by: Department of Periodontics, Bangalore.


Participants: 1 staff in-charge (Dr Amita Coutinho) and 16 Post-graduate students.

Speaker: Ms. Kavisa Ghosh, Assistant Professor, Department of Biotechnology, The Oxford College of Science, Bangalore.

Method adopted: Verbal orientation on equipment and facilities in The Department of Biotechnology, The Oxford Science College, HSR Layout, Bangalore.

Description: We visited The Department of Biotechnology, The Oxford Science College, HSR Layout, Bangalore on 12/3/2021 at 11:00 am. On entering the college, the COVID guidelines protocol was followed (infra-red temperature check was done for all the participants, wearing of face-masks, use of hand sanitizers and maintenance of 6 feet social distance was followed through the visit). A brief theoretical knowledge was given by the speaker, Dr Kavisa Ghosh through a power-point presentation. After an hour of presentation, we were oriented through the laboratory and were shown the various equipment's present such as ELISA, PCR, Western Blot machine, Fluorescent electron microscope, Airflow machine, electrophoresis unit, fluorometer, multiple freezers for storage of samples, haemocytometer, calorimeter, pH meter were among some of the major equipment's present. We were also shown the cell and tissue culture lab.

The students clarified their doubts and were enriched with the knowledge they received from the visit.


Professor & Head
Dept. of Periodontics
The Oxford Dental College, Bangalore



CHILDREN'S EDUCATION SOCIETY (Regd.)

THE OXFORD DENTAL COLLEGE

(Recognized by the Govt. of Karnataka, Affiliated to Rajiv Gandhi University of Health Sciences,
Karnataka & Recognised by Dental Council of India, New Delhi)
Bommanahalli, Hosur Road, Bangalore - 560 068.
Ph: 080-61754680 Fax : 080 - 61754693 E-mail: deandirectortodc@gmail.com
Website: www.theoxford.edu

| Department of Periodontics | | | |
|----------------------------|-------------------|-----------|--|
| SL. No. | Names of Students | Dates | Field Visit |
| 1. | Dr. Lekshmi | 12/3/2021 | Department of Biotechnology, The Oxford Science College, HSR Layout, Bangalore. |
| 2. | Dr. Arya Devi | 12/3/2021 | |
| 3. | Dr. Bhavana | 12/3/2021 | |
| 4. | Dr. Harika | 12/3/2021 | |
| 5. | Dr. Naved | 12/3/2021 | |
| 6. | Dr. Likitha | 12/3/2021 | |
| 7. | Dr. Uday | 12/3/2021 | |
| 8. | Dr. Madhulika | 12/3/2021 | |
| 9. | Dr. Shreya | 12/3/2021 | |
| 10. | Dr. Ashritha | 12/3/2021 | |
| 11. | Dr. Ankita gosh | 12/3/2021 | |
| 12. | Dr. Roja | 12/3/2021 | |
| 13. | Dr. Sandhya | 12/3/2021 | |
| 14. | Dr. Aida | 12/3/2021 | |
| 15. | Dr. Sneha John | 12/3/2021 | |
| 16. | Dr. Bapitha | 12/3/2021 | |



Participants Who Visited the Oxford College of Science, HSR Layout, Bangalore



CHILDREN'S EDUCATION SOCIETY (Regd.)



THE OXFORD DENTAL COLLEGE

(Recognized by the Govt. of Karnataka, Affiliated to Rajiv Gandhi University of Health Sciences,
Karnataka & Recognised by Dental Council of India, New Delhi)

Bommanahalli, Hosur Road, Bangalore - 560 068.

Ph: 080-61754680 Fax: 080 - 61754693E-mail:deandirectortodc@gmail.com

Website: www.theoxford.edu



Bengaluru, Karnataka, India

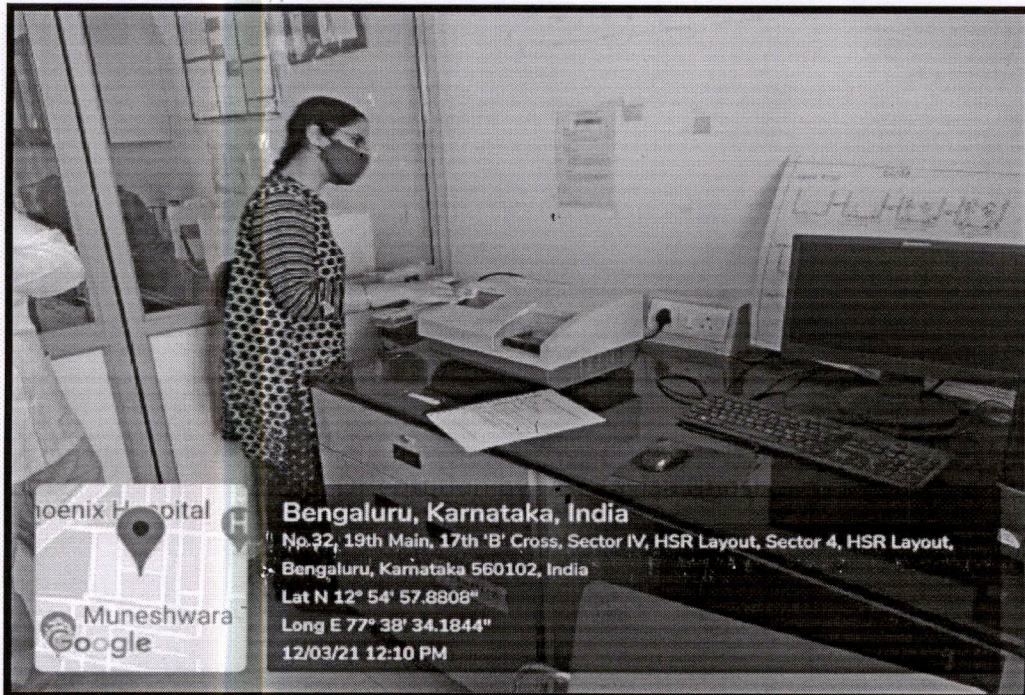
No: 32, 19th Main, 17th B' Cross, Sector-IV, H.S.R. Layout, Sector 4, HSR Layout,
Bengaluru, Karnataka 560102, India

Lat N 12° 54' 57.6468"

Long E 77° 38' 34.8"

12/03/21 11:17 AM

Verbal Orientation by Ms. Kavisa Ghosh



Bengaluru, Karnataka, India

No.32, 19th Main, 17th 'B' Cross, Sector IV, HSR Layout, Sector 4, HSR Layout,
Bengaluru, Karnataka 560102, India

Lat N 12° 54' 57.8808"

Long E 77° 38' 34.1844"

12/03/21 12:10 PM



CHILDREN'S EDUCATION SOCIETY (Regd.)


THE OXFORD DENTAL COLLEGE

(Recognized by the Govt. of Karnataka, Affiliated to Rajiv Gandhi University of Health Sciences,
Karnataka & Recognised by Dental Council of India, New Delhi)

Bommanahalli, Hosur Road, Bangalore - 560 068.

Ph: 080-61754680 Fax : 080 - 61754693E-mail: deandirectortodc@gmail.com

Website: www.theoxford.edu



Orientation of the Lab

Professor & Head
Dept. of Periodontics
The Oxford Dental College, Bangalore



CHILDREN'S EDUCATION SOCIETY (Regd.)

THE OXFORD DENTAL COLLEGE

(Recognized by the Govt. of Karnataka, Affiliated to Rajiv Gandhi University of Health Sciences, Karnataka & Recognised by Dental Council of India, New Delhi)

Bommanahalli, Hosur Road, Bangalore - 560 068.

Ph: 080-61754680 Fax: 080 - 61754693E-mail: deandirectortodc@gmail.com

Website: www.theoxford.edu

Activity Report

Title: Visit to Dental art Laboratory, Bangalore

Date: 22/2/2021

Time: 08:00 am - 06:00 pm

Venue: Dental art Laboratory, Bangalore

Organized by: Department of Prosthodontics, The Oxford Dental College.

Objective of the visit: To visit and learn the laboratory skills


Staff In charge: Dr. Malathi Dayalan

Speaker: M

No. of Participants: 8

Method adopted: Lectures and seminars, demonstrations, hands-on

Brief Report: The students of second year MDS, Batch 2019 -2022 had attended a field visit on Dental art Laboratory, held at 22/2/2021, Jaya Prakash Nagar, Bangalore. The team was very informative and explained each and every step involved in the fabrication of the prosthesis. Different techniques were explained such as 3-D printing or additive manufacturing which is a process of making three dimensional solid objects from a digital file. The technology used is the photopolymerization, a technique that involves the solidification of photo-sensitive resin by means of a UV light. It is used by different 3D printing processes such as: Stereolithography (SLA) which uses a vat of curable photopolymer resin. Another technique used in the lab is the Subtractive manufacturing (or CNC) which is the process of starting with more material that is needed in sheet, rod or block form, and selectively removing material that is not required until the final shape emerges. A milling machine cutting/hollowing out a piece of metal or plastic is an example of subtractive manufacturing. This field visit was very helpful for upgrading clinical scenario for future practice.



Professor & Head

Dept. of Prosthodontics and Crown & Bridge
The Oxford Dental College, Bangalore



CHILDREN'S EDUCATION SOCIETY (Regd.)

THE OXFORD DENTAL COLLEGE

(Recognized by the Govt. of Karnataka, Affiliated to Rajiv Gandhi University of Health Sciences,
Karnataka & Recognised by Dental Council of India, New Delhi)
Bommanahalli, Hosur Road, Bangalore - 560 068.

Ph: 080-61754680 Fax: 080 - 61754693E-mail: deandirectortodc@gmail.com
Website: www.theoxford.edu



Demonstration of Cad-Cam Materials



Demonstration on Different Ceramic Materials

Chellappa Rajan
Professor & Head

Dept. of Prosthodontics and Crown & Bridge
The Oxford Dental College, Bangalore



CHILDREN'S EDUCATION SOCIETY (Regd.)

THE OXFORD DENTAL COLLEGE

(Recognized by the Govt. of Karnataka, Affiliated to Rajiv Gandhi University of Health Sciences,
Karnataka & Recognised by Dental Council of India, New Delhi)
Bommanahalli, Hosur Road, Bangalore - 560 068.

Ph: 080-61754680 Fax : 080 - 61754693 E-mail: deandirectortodc@gmail.com
Website: www.theoxford.edu

| Department of Prosthodontics | | | |
|------------------------------|------------------------------|-----------|----------------------------------|
| SL. No. | Names of Students | Dates | Field Visit |
| 1. | Dr. Nischitha A B | 22/2/2021 | Dental art Laboratory, Bangalore |
| 2. | Dr. Noor Shagufta | 22/2/2021 | Dental art Laboratory, Bangalore |
| 3. | Dr. Kavyashree S | 22/2/2021 | Dental art Laboratory, Bangalore |
| 4. | Dr. Syeda Rahath Fatima | 22/2/2021 | Dental art Laboratory, Bangalore |
| 5. | Dr. Abhishek Lamechwal | 22/2/2021 | Dental art Laboratory, Bangalore |
| 6. | Dr. Lakshmi Sunil T | 22/2/2021 | Dental art Laboratory, Bangalore |
| 7. | Dr. Alaikya T. R. | 22/2/2021 | Dental art Laboratory, Bangalore |
| 8. | Dr. Padmavati Durgannavar | 22/2/2021 | Dental art Laboratory, Bangalore |



CHILDREN'S EDUCATION SOCIETY (Regd.)

THE OXFORD DENTAL COLLEGE

(Recognized by the Govt. of Karnataka, Affiliated to Rajiv Gandhi University of Health Sciences, Karnataka & Recognised by Dental Council of India, New Delhi)

Bommanahalli, Hosur Road, Bangalore – 560 068.

Ph: 080-61754680 Fax : 080 – 61754693 E-mail: deandirectortodc@gmail.com

Website: www.theoxford.edu

Activity Report

Title: Visit to Confident Dental Laboratory Pvt Ltd, Bangalore

Date: 22/3/2021

Time: 09:30 am – 03:30 pm

Venue: Confident Dental Laboratory Pvt Ltd, Whitefield, Bangalore

Organized by: Department of, Prosthodontics, The Oxford Dental College.

Objective of the visit: To visit and learn the laboratory skills

Staff In charge: Dr. Malathi Dayalan.

Speaker: Dr. Shivashankar M

No. of Participants: 8

Method adopted: Lectures and seminars, demonstrations, hands-on

Brief Report: The students of second year MDS, Batch 2019 -2022 had attended a field visit on Confident Dental Laboratory Pvt Ltd, Bangalore, held at 22/3/2021

Whitefield, Bangalore. Confident dental lab field visit gave a complete coverage on the various prosthodontic lab procedures that is done day in and day out to fabricate the various prostheses. It also provided us an insight into the details of SLM (Selective Laser Melting) technique, right from scanning the data to design the prosthesis and then feeding this data to CAM machine to achieve the desired prosthesis. It also gave us an idea of how the different types of works that are collected from various dental labs are segregated and disinfected, sent to particular departments based on the work to be carried out, i.e. be it metal or ceramic works. It also provided us knowledge on digital fabrication of prosthesis (for example, crowns and bridges) and how a typical milling machine works. It was an eye opener for all of us to capture minute details of how the various prostheses are fabricated so delicately.

| SL. No. | Names of Students | Dates | Field Visit |
|---------|---------------------------|-----------|--|
| 1. | Dr. Nischitha A. B. | 22/3/2021 | Confident Dental Laboratory Pvt Ltd, Bangalore |
| 2. | Dr. Noor Shagufta | 22/3/2021 | Confident Dental Laboratory Pvt Ltd, Bangalore |
| 3. | Dr. Kavyashree S | 22/3/2021 | Confident Dental Laboratory Pvt Ltd, Bangalore |
| 4. | Dr. Syeda Rahath Fatima | 22/3/2021 | Confident Dental Laboratory Pvt Ltd, Bangalore |
| 5. | Dr. Abhishek Lamechwal | 22/3/2021 | Confident Dental Laboratory Pvt Ltd, Bangalore |
| 6. | Dr. Lakshmi Sunil T | 22/3/2021 | Confident Dental Laboratory Pvt Ltd, Bangalore |
| 7. | Dr. Alaikya T. R. | 22/3/2021 | Confident Dental Laboratory Pvt Ltd, Bangalore |
| 8. | Dr. Padmavati Durgannavar | 22/3/2021 | Confident Dental Laboratory Pvt Ltd, Bangalore |

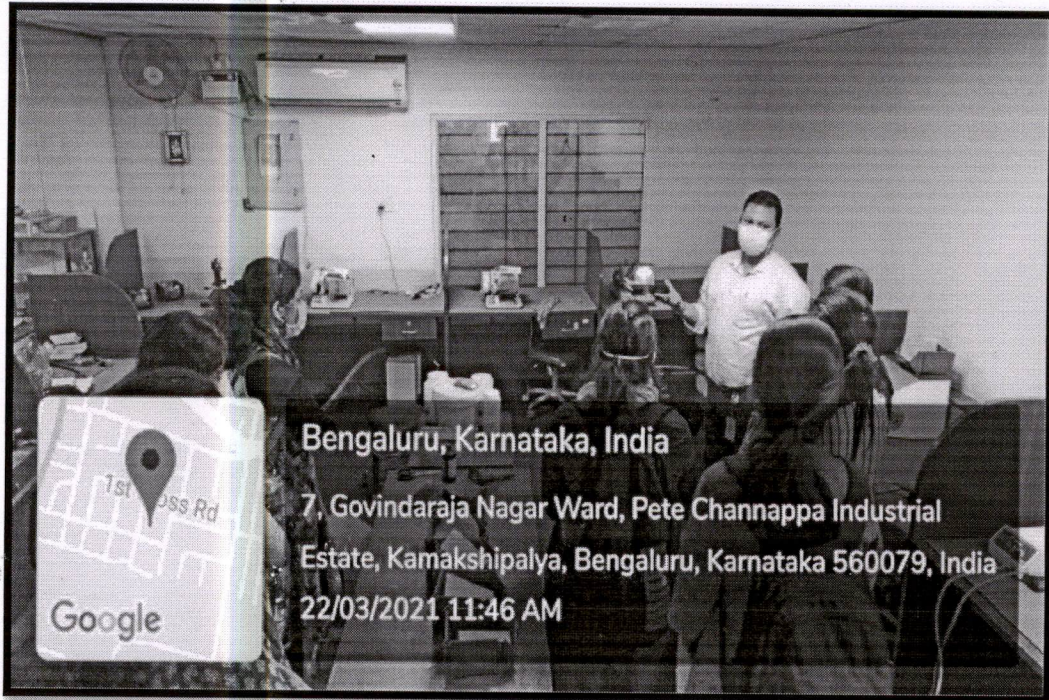


CHILDREN'S EDUCATION SOCIETY (Regd.)


THE OXFORD DENTAL COLLEGE

(Recognized by the Govt. of Karnataka, Affiliated to Rajiv Gandhi University of Health Sciences,
Karnataka & Recognised by Dental Council of India, New Delhi)
Bommanahalli, Hosur Road, Bangalore - 560 068.

Ph: 080-61754680 Fax: 080 - 61754693E-mail: deandirectortodc@gmail.com
Website: www.theoxford.edu



Speaker Presenting Lectures



Demonstration by Speaker

Chalti Deyel
Professor & Head
Dept. of Prosthodontics and Crown & Bridges
The Oxford Dental College, Bangalore



CHILDREN'S EDUCATION SOCIETY (Regd.)

THE OXFORD DENTAL COLLEGE

(Recognized by the Govt. of Karnataka, Affiliated to Rajiv Gandhi University of Health Sciences,
Karnataka & Recognised by Dental Council of India, New Delhi)

Bommanahalli, Hosur Road, Bangalore - 560 068.

Ph: 080-61754680 Fax: 080 - 61754693 E-mail: deandirectortodc@gmail.com

Website: www.theoxford.edu

Activity Report

Title: Specially-abled children school visit

Objective: The objective of the visit was to make students understand the power of empathy, integration, empowerment to a special section of society who are special for living their lives beautifully with self-confidence, dignity and self-control.

To empower visually impaired, disabled and underprivileged people through developmental initiatives focusing on educational, social, economic, cultural and technological aspects.

To improve oral health knowledge and literacy of the specially-abled individuals

Date: 15/07/2020

Time: 9.30 am to 03.00 pm

Location: HSR Layout, Bengaluru.

Organized by: Department of Public Health Dentistry

Participants: Post graduate and undergraduate students

Speaker: Dr. David Coutinho

Name of the organization: Samarthanam Trust for the Disabled, Bengaluru

Description: Under the aegis of Department of Public health dentistry, a special school visit was organized on 15th July, 2020.

Samarthanam Trust stands to be a complete solution provider by supporting education and livelihood needs of persons with disabilities and those from underprivileged backgrounds.

The caretakers and the staff assisted the students in the institution. At the time of the field visit, around 100 special needs individuals were present in the school.

Samarthanam facilitates free education at Primary and High School levels and also offers support for college education. Samarthanam's Special School offers education to children with intellectual disabilities. To ensure holistic development of the students, Samarthanam facilitates free tuition, accommodation, study support, extracurricular activities, accessible infrastructure, study material in digital format, and so on.

The centers offer industry specific market driven training in different sectors like Hospitality, Retail, Garments, IT & ITES, Entrepreneurship and Business Management Skills. Technical and sector-based skill training, like training in BPO and Call Centre operations, are designed to suit the needs of the industry. Training categories include tele-calling, communication skills, accent training, customer service, soft skills, client relations and conflict management. The training curriculum has been developed in consultation with industry experts to meet the market demand. The training, food and accommodation is provided free of cost and post training, the candidates are provided with placement and post placement support. Each LRC is accompanied with separate hostel facility for boys and girls providing free food and accommodation.

The Skill Development Centres are equipped with accessible infrastructure to support persons with disabilities. Sports is greatly promoted at Samarthanam Schools, beneficiaries from every initiative show interest in being a part of the sporting activities. It is a well-maintained clinic and a lot of learning experience was gained by the visit.

Professor & Head

Dept. of Public Health Dentistry
The Oxford Dental College, Bangalore



CHILDREN'S EDUCATION SOCIETY (Regd.)

THE OXFORD DENTAL COLLEGE

(Recognized by the Govt. of Karnataka, Affiliated to Rajiv Gandhi University of Health Sciences,
Karnataka & Recognised by Dental Council of India, New Delhi)
Bommanahalli, Hosur Road, Bangalore - 560 068.

Ph: 080-61754680 Fax : 080 - 61754693E-mail: deandirectortodc@gmail.com
Website: www.theoxford.edu

Department of Public Health Dentistry

| SL. No. | Names of Students | Dates | Field Visit |
|---------|-------------------|------------|---------------------------------------|
| 1. | Dr. Mugdha | 15/07/2020 | Specially-Abled Children School Visit |
| 2. | Dr. Manjiri | 15/07/2020 | Specially-Abled Children School Visit |
| 3. | Dr. Manasa | 15/07/2020 | Specially-Abled Children School Visit |
| 4. | Dr. David | 15/07/2020 | Specially-Abled Children School Visit |
| 5. | Dr. Pradeep | 15/07/2020 | Specially-Abled Children School Visit |
| 6. | Dr. Vishaka | 15/07/2020 | Specially-Abled Children School Visit |
| 7. | Dr. Vinod | 15/07/2020 | Specially-Abled Children School Visit |
| 8. | Dr. Keerthy | 15/07/2020 | Specially-Abled Children School Visit |




CHILDREN'S EDUCATION SOCIETY (Regd.)

THE OXFORD DENTAL COLLEGE

(Recognized by the Govt. of Karnataka, Affiliated to Rajiv Gandhi University of Health Sciences,
Karnataka & Recognised by Dental Council of India, New Delhi)
Bommanahalli, Hosur Road, Bangalore - 560 068.

Ph: 080-61754680 Fax : 080 - 61754693E-mail: deandirectortodc@gmail.com
Website: www.theoxford.edu



Photograph 1- Students indulged in craft works



Photograph 2: Handicrafts Made by The Children from Ice-cream Sticks

Am K M
Professor & Head

Dept. of Public Health Dentistry
The Oxford Dental College, Bangalore



CHILDREN'S EDUCATION SOCIETY (Regd.)

THE OXFORD DENTAL COLLEGE

(Recognized by the Govt. of Karnataka, Affiliated to Rajiv Gandhi University of Health Sciences,
Karnataka & Recognised by Dental Council of India, New Delhi)
Bommanahalli, Hosur Road, Bangalore - 560 068.

Ph: 080-61754680 Fax : 080 - 61754693E-mail: deandirectortodc@gmail.com
Website: www.theoxford.edu

Activity Report

Title: Visit to Public Health Institute

Objective: To gain knowledge about the causative agents in disease outbreaks, food adulteration and food safety, how to test physical and chemical characteristics of water.

Date: 21.12.2020

Time: 10.00 am to 02.00 pm

Location: Shehshadri Road

Organized by: Department of Public Health Dentistry

Audience: Post graduate and undergraduate students

Speaker: Mrs. Saraswati

Method adopted: Lecture

Materials used: live demonstrations, lectures

Description: Under the aegis of Department of Public health dentistry, the Public Health Institute visit was done to gain knowledge on food adulteration and the steps taken by the Government to improve health care for the community. After paying the fee of Rs 200, students were briefed regarding the establishment of Public Health Institute. Following this, step-by-step a detailed study of the Public Health Institute was done. Demonstration was given to make the students aware how are the commonly used food products such as Toor dal and tea being adulterated. The bacteriological section of the institute deals with outbreaks of communicable diseases such as Cholera, Typhoid and Food poisoning which are pandemic in nature. Various media, for bacteriological culture were shown, which included Venkatraman - Ramakrishnan (VR) medium, Cary Blair medium, Alkaline peptone water, Monsur's Taurocholate tellurite peptone water etc. Students were briefed about food poisoning. From the field visit students learned that adequate precautions should be taken by the consumer at the time of purchase of any food products.

| SL. No. | Names of Students | Dates | Field Visit |
|---------|-------------------|------------|-------------------------|
| 1. | Dr. Vinod Kumar | 21/12/2020 | Public Health Institute |
| 2. | Dr. Pradeep | 21/12/2020 | Public Health Institute |
| 3. | Dr. David | 21/12/2020 | Public Health Institute |
| 4. | Dr. Keerthy | 21/12/2020 | Public Health Institute |
| 5. | Dr. Visakha | 21/12/2020 | Public Health Institute |
| 6. | Dr. Hitaishe | 21/12/2020 | Public Health Institute |
| 7. | Dr. Suchetha | 21/12/2020 | Public Health Institute |
| 8. | Dr. Aishwarya | 21/12/2020 | Public Health Institute |
| 9. | Dr. Keerthy S | 30/01/2021 | Primary Health Center |
| 10. | Dr. Visakha S | 30/01/2021 | Primary Health Center |
| 11. | Dr. Suchetha M | 30/01/2021 | Primary Health Center |



CHILDREN'S EDUCATION SOCIETY (Regd.)


THE OXFORD DENTAL COLLEGE

(Recognized by the Govt. of Karnataka, Affiliated to Rajiv Gandhi University of Health Sciences,
Karnataka & Recognised by Dental Council of India, New Delhi)


Bommanahalli, Hosur Road, Bangalore - 560 068.

Ph: 080-61754680 Fax: 080 - 61754693 E-mail: deandirectortodc@gmail.com

Website: www.theoxford.edu



**Picture 1: - Demonstration for Detection
Of Adulterants In Food**



Picture 2: - Group Photo

Handwritten signature
Professor & Head

**Dept. of Public Health Dentistry
The Oxford Dental College, Bangalore**



CHILDREN'S EDUCATION SOCIETY (Regd.)

THE OXFORD DENTAL COLLEGE

(Recognized by the Govt. of Karnataka; Affiliated to Rajiv Gandhi University of Health Sciences,
Karnataka & Recognised by Dental Council of India, New Delhi)
Bommanahalli, Hosur Road, Bangalore - 560 068.

Ph: 080-61754680 Fax: 080 - 61754693 E-mail: deandirectortodc@gmail.com
Website: www.theoxford.edu

Activity Report

Title: Visit to Primary Health Centre

Objective: To understand the structure and functioning of a Primary Health Centre.

Date: 30.01.2021

Time: 10.00 am to 01.00 pm

Location: Begur main Road, Begur

Organized by: The Department of Public health Dentistry

Audience: Post graduate and undergraduate students

Speaker: Dr. Smitha Reddy

Method adopted: Lecture

Materials used: live demonstrations, lectures

Description: Primary Health Centre is the first contact point between the village community and the medical officer and it provides the curative, preventive and promotive services to the people. A team of postgraduate students and undergraduate students visited the Begur PHC on 30/01/2021 at 10.00am. After reaching the PHC, we met the block health officer. She accompanied us throughout the PHC and explained in detail regarding its functioning. The PHC consists of a laboratory, Out Patient department, pharmacy, maternity ward, general ward, office, records room, health education room and immunization room. The various departments in the PHC includes Pathology, Pediatrics, Gynecology, Maternal and child health, General ward, Maternal and pediatric ward and Drug counter. The outpatient department works from 9:00 a.m. to 1: 00 p.m. and 1:45 p.m. to 4.30 p.m. with an average of 150 patients per day. The PHC have 9 sub centres in and around Begur. Total immunization done in a month is around 80-120. Almost 400-500 outpatients visit the PHC in a month. Immunization is done on every Thursday in the Begur PHC. Family planning, ante-natal and post-natal care procedures are done on Friday's (IUD).



CHILDREN'S EDUCATION SOCIETY (Regd.)

THE OXFORD DENTAL COLLEGE

(Recognized by the Govt. of Karnataka, Affiliated to Rajiv Gandhi University of Health Sciences,
Karnataka & Recognised by Dental Council of India, New Delhi)

Bommanahalli, Hosur Road, Bangalore - 560 068.

Ph: 080-61754680 Fax : 080 - 61754693 E-mail: deandirectortodc@gmail.com

Website: www.theoxford.edu



Bengaluru, Karnataka, India

Begur main road, Vishwapriya nagar, Begur, Bengaluru 560076

Lat N 10°52'54.542

Long E 76°35'51.145

31/01/2021 10.03 A.M.

Picture 1: - Patient Waiting Area



Bengaluru, Karnataka, India

Begur main road, Vishwapriya nagar, Begur, Bengaluru 560076

Lat N 10°52'54.542

Long E 76°35'51.145

31/01/2021 10.34 A.M.

Picture 2: - Group photo

Arunk M
Professor & Head
Dept. of Public Health Dentistry
The Oxford Dental College, Bangalore



CHILDREN'S EDUCATION SOCIETY (Regd.)

THE OXFORD DENTAL COLLEGE

(Recognized by the Govt. of Karnataka; Affiliated to Rajiv Gandhi University of Health Sciences, Karnataka & Recognised by Dental Council of India, New Delhi)

Bommanahalli, Hosur Road, Bangalore - 560 068.

Ph: 080-61754680 Fax: 080 - 61754693E-mail: deandirectortdc@gmail.com

Website: www.theoxford.edu

Activity Report

Title: Blind School Visit

Objective: To make students understand the power of empathy, integration, empowerment to a special section of society who are special for living their lives beautifully with self-confidence, dignity and self-control.

To empower visually impaired, disabled and underprivileged people through developmental initiatives focusing on educational, social, economic, cultural and technological aspects.

To improve oral health knowledge and literacy of the specially-abled individuals

Date: 04/02/2021

Time: 9.30 am to 03.00 pm

Location: Jeevan Bheema Nagar, Bengaluru.

Organized by: Department of Public Health Dentistry

Participants: Post graduate and undergraduate students

Speaker: Dr. David Coutinho

Name of the organization: National Association for the Blind, Bengaluru

Description: Under the aegis of Department of Public health dentistry, a blind school visit was organized on February 02, 2021. The objective of the visit was to make students understand the power of empathy, integration, empowerment to a special section of society who are special for living their lives beautifully with self-confidence, dignity and self-control.

The permissions were obtained not only for conducting field visit along with screening and treatment camp on the regular basis with mobile dental van. The authorities and the staff assisted the students in the institution. At the time of the field visit around 120 visually impaired individuals were present in the institution.

The services for the visually challenged included training programmes that equipped them with confidence, self-reliance and the skills necessary to earn a livelihood. The boarders in the NAB underwent training in computer, technical, machinery handling, communication and soft skills, Braille reading and writing, competitive exam preparations and mobility training program for a period of 6 months. All the students in the institution were under same dietary practice and time table for the entire duration of the course provided by the institution. NAB's mission is to champion the cause of the visually challenged in Karnataka and enable them to live their lives confidently, independently and with dignity through economic rehabilitation.

The visually impaired individuals were completely focused on their respective tasks and felt overwhelmed by the presence of students asking them their queries. They realized that we are blessed and we can bless many others by giving love, support, empathy and empowerment. It is a well-maintained clinic and a lot of learning experience was gained by the visit.



CHILDREN'S EDUCATION SOCIETY (Regd.)

THE OXFORD DENTAL COLLEGE

(Recognized by the Govt. of Karnataka, Affiliated to Rajiv Gandhi University of Health Sciences,
Karnataka & Recognised by Dental Council of India, New Delhi)

Bommanahalli, Hosur Road, Bangalore – 560 068.

Ph: 080-61754680 Fax : 080 – 61754693 E-mail: deandirectortodc@gmail.com

Website: www.theoxford.edu

| SL. No. | Names of Students | Dates | Field Visit |
|---------|-------------------|------------|--------------------|
| 1. | Dr. Aishwarya | 04/02/2021 | Blind School Visit |
| 2. | Dr. Manjiri | 04/02/2021 | Blind School Visit |
| 3. | Dr. Manasa | 04/02/2021 | Blind School Visit |
| 4. | Dr. David | 04/02/2021 | Blind School Visit |
| 5. | Dr. Pradeep | 04/02/2021 | Blind School Visit |
| 6. | Dr. Vishaka | 04/02/2021 | Blind School Visit |
| 7. | Dr. Vinod | 04/02/2021 | Blind School Visit |
| 8. | Dr. Keerthy | 04/02/2021 | Blind School Visit |



CHILDREN'S EDUCATION SOCIETY (Regd.)

THE OXFORD DENTAL COLLEGE

(Recognized by the Govt. of Karnataka, Affiliated to Rajiv Gandhi University of Health Sciences,
Karnataka & Recognised by Dental Council of India, New Delhi)


Bommanahalli, Hosur Road, Bangalore - 560 068.

Ph: 080-61754680 Fax: 080 - 61754693 E-mail: deandirectortodc@gmail.com

Website: www.theoxford.edu



Photograph 1: Team



Photograph 2: Distribution of Braille Pamphlet for Oral Health Education.

[Signature]
Professor & Head
Dept. of Public Health Dentistry
The Oxford Dental College, Bangalore



CHILDREN'S EDUCATION SOCIETY (Regd.)

THE OXFORD DENTAL COLLEGE

(Recognized by the Govt. of Karnataka, Affiliated to Rajiv Gandhi University of Health Sciences,
Karnataka & Recognised by Dental Council of India, New Delhi)

Bommanahalli, Hosur Road, Bangalore - 560 068.

Ph: 080-61754680 Fax: 080 - 61754693E-mail: deandirectortodc@gmail.com

Website: www.theoxford.edu

Activity Report

Title: Visit to slum

Objective: To understand the sanitation, waste disposal, hygiene practices and availability of emergency health services for slum residents, thereby providing health education for improving their overall health conditions.

Date: 23/2/2021

Time: 3:30 pm -4:30 pm.

Location: NGR Layout slum, Roopena Agrahara, Bengaluru.

Organized by: Department of Public Health Dentistry

Participants: Seven Post graduate students and two Interns.

Speaker: Jayashankar, local resident.

Method adopted: Verbal orientation on facilities and problems being faced by slum residents.

Description: We visited NGR slum near Roopena Agrahara, Bangalore on 23/2/2021 at 3:30 pm. Slum is inhabited by about 4000 people, out of which 1600 are children and rest adults. There is a total of 400 houses in that slum. Some of them are permanent houses that are structured, mud houses covered with thin cement sheets, straw and plastics sheets. Residents said Kauveri river water is supplied through pipelines at lane end and there is no scarcity of water. The slum is equipped with an Anganwadi Centre and inhabitants of that area visit Primary Health Centre in case of health issues. There are no government schools for girls in that area which forces the residents to send their children to nearby private and public schools. The residents of this slum were not aware of the government programs being carried out for the up liftment of the slums. Literacy rate of this community was average because of which they remain unaware of any of the government programs.

| SL. No. | Names of Students | Dates | Field Visit |
|---------|-------------------|-----------|-------------|
| 1. | Dr. Aishwarya | 23/2/2021 | Slum Visit |
| 2. | Dr. Suchetha | 23/2/2021 | Slum Visit |
| 3. | Dr. Keerthy | 23/2/2021 | Slum Visit |
| 4. | Dr. Visakha | 23/2/2021 | Slum Visit |
| 5. | Dr. David | 23/2/2021 | Slum Visit |
| 6. | Dr. Pradeep | 23/2/2021 | Slum Visit |
| 7. | Dr. Vinod | 23/2/2021 | Slum Visit |



CHILDREN'S EDUCATION SOCIETY (Regd.)


THE OXFORD DENTAL COLLEGE

(Recognized by the Govt. of Karnataka; Affiliated to Rajiv Gandhi University of Health Sciences, Karnataka & Recognised by Dental Council of India, New Delhi)

Bommanahalli, Hosur Road, Bangalore - 560 068.

Ph: 080-61754680 Fax: 080 - 61754693 E-mail: deandirectortodc@gmail.com

Website: www.theoxford.edu



Photograph 1: View of The Slum



Photograph 2: Anganwadi Centre



CHILDREN'S EDUCATION SOCIETY (Regd.)

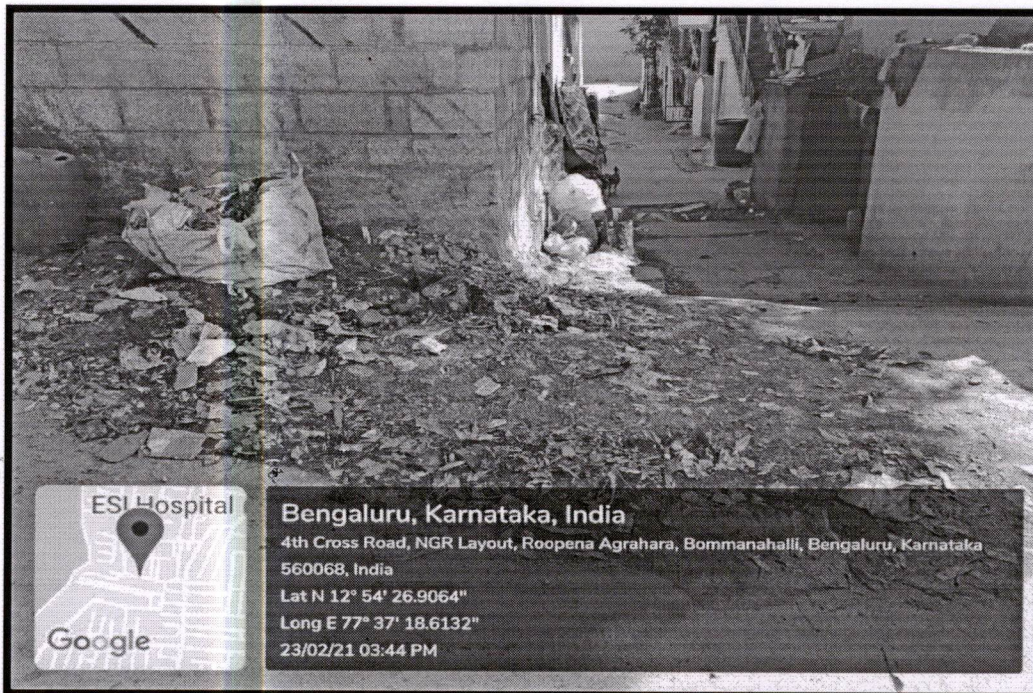
THE OXFORD DENTAL COLLEGE

(Recognized by the Govt. of Karnataka, Affiliated to Rajiv Gandhi University of Health Sciences,
Karnataka & Recognised by Dental Council of India, New Delhi)

Bommanahalli, Hosur Road, Bangalore - 560 068.

Ph: 080-61754680 Fax: 080 - 61754693E-mail: deandirectortodc@gmail.com

Website: www.theoxford.edu



Photograph 3: Disposal of Waste

Arund M
Professor & Head
Dept. of Public Health Dent.
The Oxford Dental College, Bangalore



CHILDREN'S EDUCATION SOCIETY (Regd.)

THE OXFORD DENTAL COLLEGE

(Recognized by the Govt. of Karnataka, Affiliated to Rajiv Gandhi University of Health Sciences, Karnataka & Recognised by Dental Council of India, New Delhi)

Bommanahalli, Hosur Road, Bangalore - 560 068.

Ph: 080-61754680 Fax: 080 - 61754693E-mail: deandirectortodc@gmail.com

Website: www.theoxford.edu

Activity Report

Title: Visit to Blood Bank

Objective: To create awareness for the students about the importance of blood donation, criteria for donating blood as well as different components of blood.

Date: 27/2/21

Time: 11:30 am - 1:00 pm

Location: NIMHANS, Homdegowda Nagar, Bengaluru

Organized by: Our team consisted of a faculty member and 8 dentists persuing post-graduation, along with 8 dentists persuing under graduation in the Department of Public Health Dentistry.

Participants: 1 staff incharge, 6 Post graduates, 5 Under graduates and 2 Interns.

Speaker: Dr. Parmatma Prasad Tripathi, Prof, Department of Transfusion medicine and Hematology

Method adopted: Verbal orientation on blood bank/hands on experience/Demonstration.

Description: We visited NIMHANS, one of the biggest Blood Bank in Bengaluru on 27/2/21 at 11:30AM. The brief blood bank orientation was delivered by Prof, Dr. Parmatma, who explained about the Transfusion medicine and haematology department. The unit is well equipped. We were thoroughly introduced to the components of blood and how to draw blood, about separation of blood, storage and transportation of blood.

Today, Blood banks collect blood and separate it into various components such as red blood cells, plasma and platelets. Each component is generally transfused to a different individual, each with different needs. RBC carry oxygen, platelets help in blood clot and plasma has specific proteins that allow proper regulation of coagulation and healing.

Types of Blood Bags:

Single blood bag: For whole blood collection. The bag contains CPDA solution.

Double blood bag: For whole blood collection. Separation of 2 different components obtained through the process of centrifugation and extraction.

Triple blood bag: Contains SAGM, for whole blood collection.

As a Public Health Dentist, we should know about blood banking system as the need for blood is constant, so is the need for donations. Every day, all the hospitals and clinics in India need blood and blood components to treat patients, since most surgical interventions and a great number of medical procedures require blood transfusion.

| SL. No. | Names of Students | Dates | Field Visit |
|---------|-------------------|-----------|---------------------|
| 1. | Dr. Aishwarya | 27/2/2021 | Blood Bank, NIMHANS |
| 2. | Dr. Suchetha | 27/2/2021 | Blood Bank, NIMHANS |
| 3. | Dr. Keerthy | 27/2/2021 | Blood Bank, NIMHANS |
| 4. | Dr. Visakha | 27/2/2021 | Blood Bank, NIMHANS |
| 5. | Dr. David | 27/2/2021 | Blood Bank, NIMHANS |
| 6. | Dr. Pradeep | 27/2/2021 | Blood Bank, NIMHANS |
| 7. | Dr. Vinod | 27/2/2021 | Blood Bank, NIMHANS |
| 8. | Dr. Hithaishe | 27/2/2021 | Blood Bank, NIMHANS |





CHILDREN'S EDUCATION SOCIETY (Regd.)

THE OXFORD DENTAL COLLEGE

(Recognized by the Govt. of Karnataka, Affiliated to Rajiv Gandhi University of Health Sciences,
Karnataka & Recognised by Dental Council of India, New Delhi)
Bommanahalli, Hosur Road, Bangalore - 560 068.

Ph: 080-61754680 Fax : 080 - 61754693E-mail: deandirectortodc@gmail.com
Website: www.theoxford.edu



Shrinath M.

Professor & Head

Dept. of Public Health Dentistry

The Oxford Dental College, Bangalore



CHILDREN'S EDUCATION SOCIETY (Regd.)

THE OXFORD DENTAL COLLEGE

(Recognized by the Govt. of Karnataka, Affiliated to Rajiv Gandhi University of Health Sciences, Karnataka & Recognised by Dental Council of India, New Delhi)

Bommanahalli, Hosur Road, Bangalore - 560 068.

Ph: 080-61754680 Fax: 080 - 61754693 E-mail: deandirectortodc@gmail.com

Website: www.theoxford.edu

Activity Report

Title: Visit to Dental clinic

Objective: To understand the sanitation, treatment, sterilization, working protocol, hygiene practices, biomedical waste disposal and management.

Date: 16/3/2021

Time: 10:00 am-11:30 am.

Location: Dr. A. N Reddy's Dental Clinic, HSR Layout, 3rd sector, Bengaluru.

Organized by: Department of Public Health Dentistry

Participants: Eight Post graduate students.

Speaker: Dr. A. N Reddy, Dental surgeon.

Method adopted: Verbal orientation on dental clinic/ demonstration.

Description: We visited Dr. A. N Reddy's Dental Clinic, HSR Layout, 3rd sector, Bengaluru on 16/3/2021 at 10:00 am. The clinic works from 10:00 am to 1:00 pm and 5:00 pm to 7:30 pm. Dr. A. N Reddy has explained about his clinic from reception which plays an important role in maintaining dental records of patients, appointments, treatments provided. Sterilization of dental instruments by autoclave and UV chamber, maintenance of hygiene practices is by disinfection of room, dental chairs. The clinic is equipped with extraction, scaling and restorative instruments arranged orderly wise. Dental materials like cements, trays, sealants, were shown along with the method of storage. Sanitary measures like proper hand washing technique was demonstrated. Various ongoing treatments were shown with advanced techniques and properly explained. Biomedical waste management and disposal was shown with colour coded bags and dustbins along with the type of material to be disposed into it through posters on wall. Disposal is carried out for every 3 days.

| SL. No. | Names of Students | Dates | Field Visit |
|---------|-------------------|-----------|--|
| 1. | Dr. Aishwarya | 16/3/2021 | Dental Clinic, HSR Layout, 3 rd sector, Bengaluru |
| 2. | Dr. Suchetha | 16/3/2021 | Dental Clinic, HSR Layout, 3 rd sector, Bengaluru |
| 3. | Dr. Hithaishe | 16/3/2021 | Dental Clinic, HSR Layout, 3 rd sector, Bengaluru |
| 4. | Dr. Keerthy | 16/3/2021 | Dental Clinic, HSR Layout, 3 rd sector, Bengaluru |
| 5. | Dr. Visakha | 16/3/2021 | Dental Clinic, HSR Layout, 3 rd sector, Bengaluru |
| 6. | Dr. David | 16/3/2021 | Dental Clinic, HSR Layout, 3 rd sector, Bengaluru |
| 7. | Dr. Pradeep | 16/3/2021 | Dental Clinic, HSR Layout, 3 rd sector, Bengaluru |
| 8. | Dr. Vinod | 16/3/2021 | Dental Clinic, HSR Layout, 3 rd sector, Bengaluru |



CHILDREN'S EDUCATION SOCIETY (Regd.)


THE OXFORD DENTAL COLLEGE

(Recognized by the Govt. of Karnataka, Affiliated to Rajiv Gandhi University of Health Sciences,
Karnataka & Recognised by Dental Council of India, New Delhi)


Bommanahalli, Hosur Road, Bangalore - 560 068.

Ph: 080-61754680 Fax: 080 - 61754693 E-mail: deandirectortodc@gmail.com

Website: www.theoxford.edu



Photograph 1: Visit to Dental Clinic



Photograph 2: Students Orientation Towards

Shankar M
Professor & Head
Dept. of Public Health Dentistry
The Oxford Dental College, Bangalore



CHILDREN'S EDUCATION SOCIETY (Regd.)

THE OXFORD DENTAL COLLEGE

(Recognized by the Govt. of Karnataka, Affiliated to Rajiv Gandhi University of Health Sciences,
Karnataka & Recognised by Dental Council of India, New Delhi)
Bommanahalli, Hosur Road, Bangalore - 560 068.

Ph: 080-61754680 Fax: 080 - 61754693E-mail: deandirectortodc@gmail.com
Website: www.theoxford.edu

Activity Report

Title: visit to forensic science lab

Objective: to gain knowledge about the functioning of forensic science lab.

Date: 20.03.2021

Time: 10.30 am to 02.00 pm

Location: Madiwala around 2 kms from the oxford dental college, Bommanahalli.

Organized by: department of public health dentistry

Audience: post graduate and undergraduate students

Speaker: Mr. Vinod, professor and HOD dept of DNA analysis

Method adopted: lecture

Materials used: demonstration in various labs

Description: under the aegis of department of public health dentistry, the forensic science lab visit was done to know about forensic sciences and the functioning of the forensic lab. A group of undergraduate and post graduate students started at around 9:00 am from the oxford dental college and reached the forensic science lab by 9:30 am. Mr. Vinod, professor and HOD dept of DNA analysis, gave a brief introduction of the forensic science lab. It was told that the word forensic comes from the Latin term forensic, meaning "of or before the forum". The history of the term originates from roman times, during which a criminal charge meant presenting the case before a group of public individuals in the forum. The forensic lab consists of different departments which includes, chemistry lab; fire arms department, toxicology department, cyber forensic department, questioned documents section, psychology section, DNA analysis section, photography section. Concerned staffs of each department explained everything about the functioning of each lab. The major cases solved in the chemistry lab included narcotics, home-made liquor, cheating cases, acid cases, explosives and synthetic drugs. The fire arms department enlightened the students about the various types of guns, pistols, bullets and also about various gun injuries. Likewise, students were enlightened about the functioning of all the different departments. Being the only forensic department in Bangalore the lab holds great responsibility in maintaining standards. Various number of cases ranging from 100-200 are examined and maintaining transparency is utmost important. The work done by the police department in showing interest and maintaining integrity is commendable.

| SL. No. | Names of Students | Dates | Field Visit |
|---------|-------------------|------------|----------------------|
| 1. | Dr. Vinod Kumar | 20/03/2021 | Forensic Science Lab |
| 2. | Dr. Pradeep | 20/03/2021 | Forensic Science Lab |
| 3. | Dr. David | 20/03/2021 | Forensic Science Lab |
| 4. | Dr. Keerthy | 20/03/2021 | Forensic Science Lab |
| 5. | Dr. Visakha | 20/03/2021 | Forensic Science Lab |
| 6. | Dr. Suchetha | 20/03/2021 | Forensic Science Lab |
| 7. | Dr. Aishwarya | 20/03/2021 | Forensic Science Lab |



CHILDREN'S EDUCATION SOCIETY (Regd.)

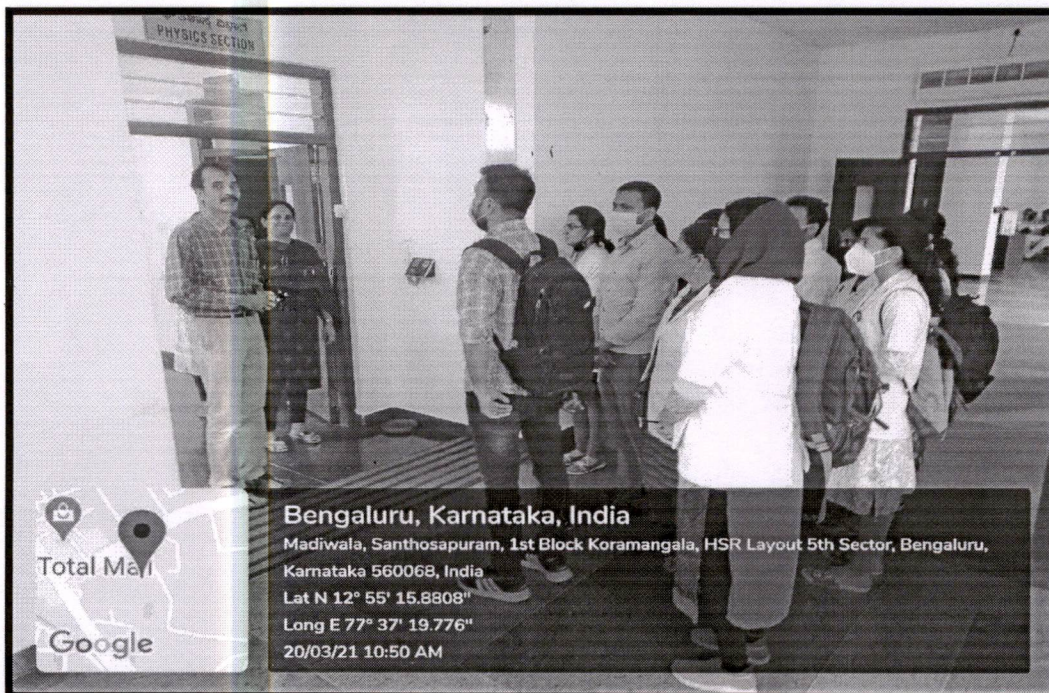
THE OXFORD DENTAL COLLEGE

(Recognized by the Govt. of Karnataka, Affiliated to Rajiv Gandhi University of Health Sciences,
Karnataka & Recognised by Dental Council of India, New Delhi)

Bommanahalli, Hosur Road, Bangalore - 560 068.

Ph: 080-61754680 Fax : 080 - 61754693E-mail: deandirectortodc@gmail.com

Website: www.theoxford.edu



Picture 1: - Visiting Physics Department



Picture 2: - Group Picture

Shel K. M.
Professor & Head
Dept. of Public Health Dentistry
The Oxford Dental College, Bangalore



CHILDREN'S EDUCATION SOCIETY (Regd.)

THE OXFORD DENTAL COLLEGE

(Recognized by the Govt. of Karnataka, Affiliated to Rajiv Gandhi University of Health Sciences,
Karnataka & Recognised by Dental Council of India, New Delhi)

Bommanahalli, Hosur Road, Bangalore - 560 068.

Ph: 080-61754680 Fax : 080 - 61754693E-mail:deandirectortodc@gmail.com

Website: www.theoxford.edu

Activity Report

Title: Visit to JSD Techno Dental (CBCT centre)

Objective of the visit: To enhance knowledge in CBCT and its use in diagnosis in orthodontics which allows accurate three-dimensional imaging of hard tissue structures.

Date: 26/2/2021

Time : 12.30 pm to 2.30 pm

Location: JSD Techno Dental, Jayanagar, Bengaluru

Organized by: Department of Orthodontics and dentofacial Orthopaedics

Participants: 1 staff in charge and 15 Post graduate students

Staff In charge: Dr. Laxmikanth SM

Brief Report:

On the 26th February 2021, the students of first year and second year MDS visited the JSD techno dental with the purpose of learning about CBCT procedure. During the visit, we saw the CBCT machine used. Also, the protocols followed for radiation protection for CBCT procedures. We were told about the software used, and the importance of the field of view. We receive a demonstration of the patient position. After a brief question and answer session, all our doubts were cleared. An interaction with the radiologist helped us in understanding the role and rise of CBCT procedures as a routine and adjunct diagnostic aid.

| SL. No. | Names of Students | Dates | Field Visit |
|---------|------------------------|-----------|---------------------------------|
| 1. | Dr. Rama Devi | 26/2/2021 | JSD Techno Dental (CBCT center) |
| 2. | Dr. Nunsangi | 26/2/2021 | JSD Techno Dental (CBCT center) |
| 3. | Dr. Humera | 26/2/2021 | JSD Techno Dental (CBCT center) |
| 4. | Dr. Srilekshmi Teja | 26/2/2021 | JSD Techno Dental (CBCT center) |
| 5. | Dr. Anjith | 26/2/2021 | JSD Techno Dental (CBCT center) |
| 6. | Dr. Disha Agarwal | 26/2/2021 | JSD Techno Dental (CBCT center) |
| 7. | Dr. Anoop Johnson | 26/2/2021 | JSD Techno Dental (CBCT center) |
| 8. | Dr. Raksha | 26/2/2021 | JSD Techno Dental (CBCT center) |
| 9. | Dr. Tarika | 26/2/2021 | JSD Techno Dental (CBCT center) |
| 10. | Dr. Nausheen Eram | 26/2/2021 | JSD Techno Dental (CBCT center) |
| 11. | Dr. Agnatej K T | 26/2/2021 | JSD Techno Dental (CBCT center) |
| 12. | Dr. Sherin Johnson | 26/2/2021 | JSD Techno Dental (CBCT center) |
| 13. | Dr. Nikhil V Jose | 26/2/2021 | JSD Techno Dental (CBCT center) |
| 14. | Dr. Mrunalini Chouksey | 26/2/2021 | JSD Techno Dental (CBCT center) |
| 15. | Dr. Priyanka Das | 26/2/2021 | JSD Techno Dental (CBCT center) |

Professor & Head

Dept. of Orthodontics

The Oxford Dental College, Bangalore




CHILDREN'S EDUCATION SOCIETY (Regd.)

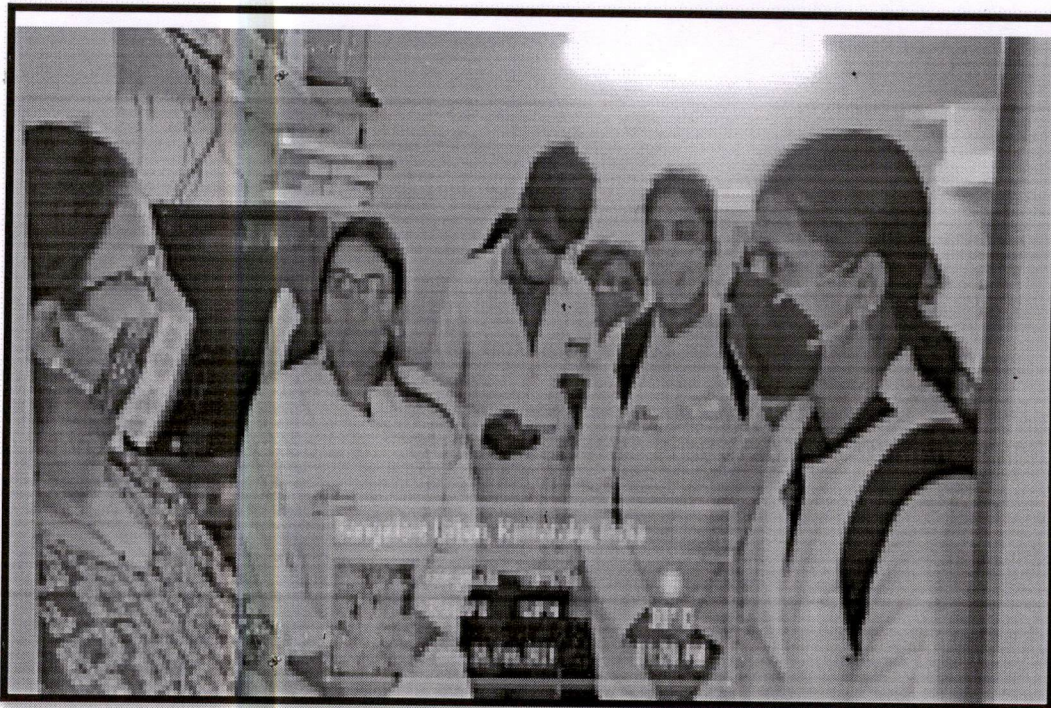
THE OXFORD DENTAL COLLEGE

(Recognized by the Govt. of Karnataka, Affiliated to Rajiv Gandhi University of Health Sciences,
Karnataka & Recognised by Dental Council of India, New Delhi)
Bommanahalli, Hosur Road, Bangalore - 560 068.

Ph: 080-61754680 Fax: 080 - 61754693E-mail: deandirectortodc@gmail.com
Website: www.theoxford.edu



Field Visit to JSD Techno Dental (CBCT Centre) By Post Graduate Students



Question Answer Session with Radiologist at CBCT Centre

[Signature]
Professor & Head
Dept. of Orthodontics
The Oxford Dental College, Bangalore



CHILDREN'S EDUCATION SOCIETY (Regd.)

THE OXFORD DENTAL COLLEGE

(Recognized by the Govt. of Karnataka, Affiliated to Rajiv Gandhi University of Health Sciences,
Karnataka & Recognised by Dental Council of India, New Delhi)

Bommanahalli, Hosur Road, Bangalore - 560 068.

Ph: 080-61754680 Fax: 080 - 61754693E-mail: deandirectortodc@gmail.com

Website: www.theoxford.edu

Activity Report

Title: Visit to American Smiles dental clinic

Objective of the visit: To create awareness in students about sleep Apnea and its importance in diagnosis in orthodontics

Date: 2/3/2021

Time: 3.30 pm to 5.30 pm

Venue: American smiles dental clinic

Organized by: Department of Orthodontics and dentofacial orthopaedics

Participants: 1 staff and 8 postgraduates

Speaker: Dr Nivedita Kumar

Staff Incharge: Dr Anju Varughese

Brief Report: On 2nd March 2021, 2nd year postgraduate students of orthodontics visited the American smiles dental clinic (Snoring and sleep Apnea centre) to learn more about Obstructive sleep Apnea from Dr Nivedita Kumar. With the increase in awareness of sleep Apnea, and increased role of orthodontists in management, the students were keen on this visit. At the clinic, we learned about the different types of sleep Apnea. We saw different sleep Apnea charts and scores used in diagnosis. A demonstration of the oral appliances, with their indications and contraindications was given. The clinical procedures involved in recording of bite as well as the titration of these appliances were also demonstrated. Questions were encouraged about the various aspects of orthodontist's role in sleep Apnea. It was a wholesome experience.

| SL. No. | Names of Students | Dates | Field Visit |
|---------|---------------------|----------|--|
| 1. | Dr. Rama Devi | 2/3/2021 | American Smiles Dental Clinic (Sleep APNEA Center) |
| 2. | Dr. Nunsangi | 2/3/2021 | American Smiles Dental Clinic (Sleep APNEA Center) |
| 3. | Dr. Humera | 2/3/2021 | American Smiles Dental Clinic (Sleep APNEA Center) |
| 4. | Dr. Srilekshmi Teja | 2/3/2021 | American Smiles Dental Clinic (Sleep APNEA Center) |
| 5. | Dr. Anjith | 2/3/2021 | American Smiles Dental Clinic (Sleep APNEA Center) |
| 6. | Dr. Disha Agarwal | 2/3/2021 | American Smiles Dental Clinic (Sleep APNEA Center) |
| 7. | Dr. Anoop Johnson | 2/3/2021 | American Smiles Dental Clinic (Sleep APNEA Center) |
| 8. | Dr. Raksha | 2/3/2021 | American Smiles Dental Clinic (Sleep APNEA Center) |





CHILDREN'S EDUCATION SOCIETY (Regd.)

THE OXFORD DENTAL COLLEGE

(Recognized by the Govt. of Karnataka, Affiliated to Rajiv Gandhi University of Health Sciences,
Karnataka & Recognised by Dental Council of India, New Delhi)
Bommanahalli, Hosur Road, Bangalore - 560 068.

Ph: 080-61754680 Fax : 080 - 61754693E-mail:deandirectortodc@gmail.com
Website: www.theoxford.edu



Postgraduate Students Visit to Sleep Apnea Centre



CHILDREN'S EDUCATION SOCIETY (Regd.)


THE OXFORD DENTAL COLLEGE

(Recognized by the Govt. of Karnataka, Affiliated to Rajiv Gandhi University of Health Sciences,
Karnataka & Recognised by Dental Council of India, New Delhi)

Bommanahalli, Hosur Road, Bangalore - 560 068.

Ph: 080-61754680 Fax: 080 - 61754693 E-mail: deandirectortodc@gmail.com

Website: www.theoxford.edu



Demonstration of Sleep Apnea Appliance

Professor & Head

Dept. of Orthodontics

The Oxford Dental College, Bangalore



CHILDREN'S EDUCATION SOCIETY (Regd.)

THE OXFORD DENTAL COLLEGE

(Recognized by the Govt. of Karnataka, Affiliated to Rajiv Gandhi University of Health Sciences,
Karnataka & Recognised by Dental Council of India, New Delhi)

Bommanahalli, Hosur Road, Bangalore – 560 068.

Ph: 080-61754680 Fax : 080 – 61754693E-mail:deandirectortodc@gmail.com

Website: www.theoxford.edu

Activity Report

Title: Visit to “Dentsply Sirona” St Marks Road Ashok Nagar, Bengaluru

Objective of the visit: To enhance knowledge of the existing as well as emerging maxillofacial imaging modalities, precisely being the latest combination of CBCT, OPG and Lateral CEPH machines in market along with its working soft wares.

Date: 20/4/2021

Time: 3:00 pm to 5.00 pm

Location: Dentsply Sirona St Marks Road Ashok Nagar, Bengaluru.

Organized by: Department of Orthodontics and dentofacial orthopaedics

Participants: 1staff in charge and 4 Post graduate students

Staff Incharge: Dr Anju Varughese

Brief Report: On the 20th April2021, the students of first year MDS visited the DENTSPLY SIRONA with the purpose of learning of the existing as well as emerging maxillofacial imaging modalities. A digitalized -visual method was adapted by our eminent speaker Dr. Hari Suresh Prabhu, a maxillofacial radiologist by profession and a specialist in imaging and CAD-CAM. A brief description was given about the different 2D-3D imaging models – comprising of CBCT, Lateral Cephs, OPG’S manufactured and maintained by Dentsply Sirona, a German based manufacturing company of dental products and technologies. Live demonstration of the working of the latest Orthophos Axeos CBCT machine, dental chair functioning, intra -oral scanners and CAD –CAM machines. A questionnaire session was conducted, in which the post graduates could raise their respective queries regarding the same.

| SL. No. | Names of Students | Dates | Field Visit |
|---------|---------------------|-----------|-----------------|
| 1. | Dr. Rama Devi | 20/4/2021 | Dentsply Sirona |
| 2. | Dr. Nunsangi | 20/4/2021 | Dentsply Sirona |
| 3. | Dr. Srilekshmi Teja | 20/4/2021 | Dentsply Sirona |
| 4. | Dr. Anjith | 20/4/2021 | Dentsply Sirona |



CHILDREN'S EDUCATION SOCIETY (Regd.)


THE OXFORD DENTAL COLLEGE

(Recognized by the Govt. of Karnataka, Affiliated to Rajiv Gandhi University of Health Sciences,
Karnataka & Recognised by Dental Council of India, New Delhi)

Bommanahalli, Hosur Road, Bangalore - 560 068.

Ph: 080-61754680 Fax : 080 - 61754693E-mail: deandirectortodc@gmail.com

Website: www.theoxford.edu



Demonstration of CAD-CAM



Speaker Explaining About Intraoral Scanner

[Signature]
Professor & Head
Dept. of Orthodontics
The Oxford Dental College, Bangalore



CHILDREN'S EDUCATION SOCIETY (Regd.)

THE OXFORD DENTAL COLLEGE

(Recognized by the Govt. of Karnataka, Affiliated to Rajiv Gandhi University of Health Sciences,
Karnataka & Recognised by Dental Council of India, New Delhi)
Bommanahalli, Hosur Road, Bangalore - 560 068.
Ph: 080-61754680 Fax: 080 - 61754693E-mail: deandirectortodc@gmail.com
Website: www.theoxford.edu

Activity Report

Title: Visit to biotechnology department of The Oxford Science College, Bangalore.

Objective: To know about various equipment's, their functioning, uses and theoretical knowledge about the various laboratory procedures.

Date: 12-03-2021

Time: 11:00 am

Location: HSR Layout, Bangalore.

Organised by: Department of Pedodontics and Preventive Dentistry.

Participants: 8 Post Graduate Students of The Department of Paediatric and Preventive Dentistry

Speaker: Method adopted: Verbal Orientation and demonstration

Description: We visited Biotechnology Department of The Oxford Science College in Bengaluru on 12-03-2021 at 11 am. The orientation was delivered about the department. The laboratory was well equipped. We were thoroughly introduced to various equipment's like microscopes, incubators, spectrophotometer, autoclave, microcentrifuges, PCR tubes, electrophoresis chamber, flow cytometry, real time PCR and digital PCR. Functioning of the instruments was demonstrated.

As a dentist we should have the knowledge about the equipment's and procedures for investigation of various diseases. This field visit gave us the insight and functioning of various equipment's which help in various diagnostic procedures.

| Department of Pedodontics & Preventive Dentistry | | | |
|--|-----------------------|------------|---|
| SL. No. | Names of Students | Dates | Field Visit |
| 1. | Dr. Anushree S Shenoy | 12/03/2021 | Department of Biotechnology, The Oxford Science College |
| 2. | Dr. Rathnashree | 12/03/2021 | Department of Biotechnology, The Oxford Science College |
| 3. | Dr. Sadiya Naz | 12/03/2021 | Department of Biotechnology, The Oxford Science College |
| 4. | Dr. Deepak Bandi | 12/03/2021 | Department of Biotechnology, The Oxford Science College |
| 5. | Dr. Priyanka Reddy | 12/03/2021 | Department of Biotechnology, The Oxford Science College |
| 6. | Dr. Devikripa Bhat | 12/03/2021 | Department of Biotechnology, The Oxford Science College |
| 7. | Dr. Bargavi Vojjala | 12/03/2021 | Department of Biotechnology, The Oxford Science College |
| 8. | Dr. Ashwini Koti | 12/03/2021 | Department of Biotechnology, The Oxford Science College |

[Signature]
Professor & Head
Dept. of Pediatric & Preventive Dentistry
The Oxford Dental College, Bangalore



CHILDREN'S EDUCATION SOCIETY (Regd.)

THE OXFORD DENTAL COLLEGE

(Recognized by the Govt. of Karnataka, Affiliated to Rajiv Gandhi University of Health Sciences, Karnataka & Recognised by Dental Council of India, New Delhi)

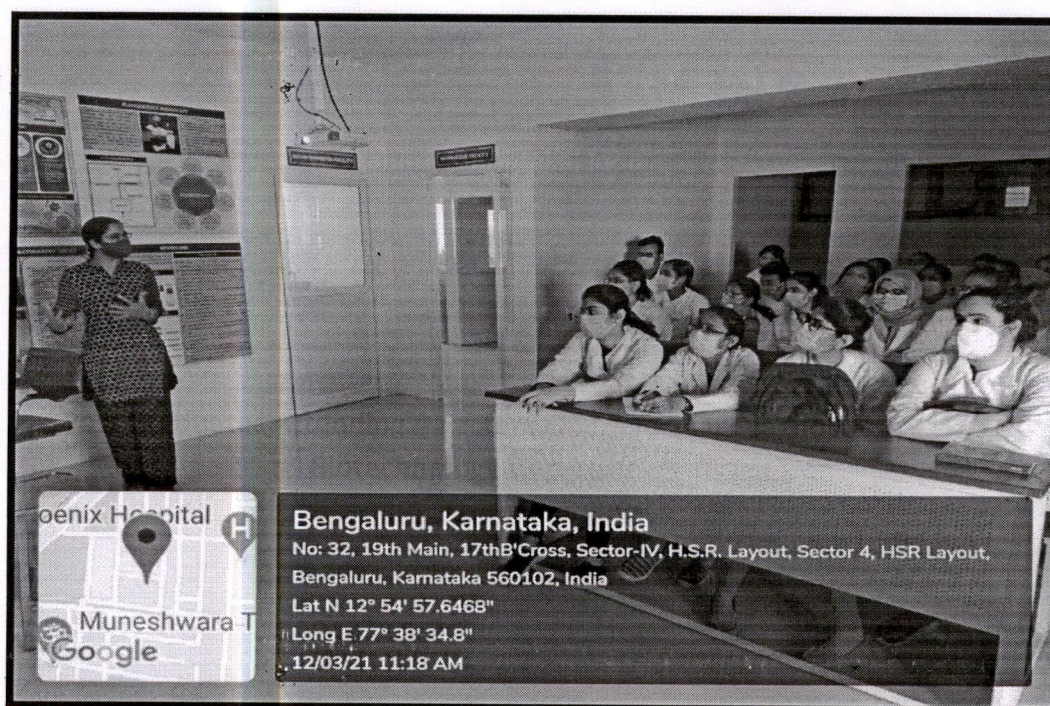
Bommanahalli, Hosur Road, Bangalore - 560 068.

Ph: 080-61754680 Fax : 080 - 61754693E-mail:deandirectortodc@gmail.com

Website: www.theoxford.edu



Post Graduates Attending A Lecture On Molecular Diagnostics In
Biotechnology Department



Post Graduates Learning About Spectrophotometer

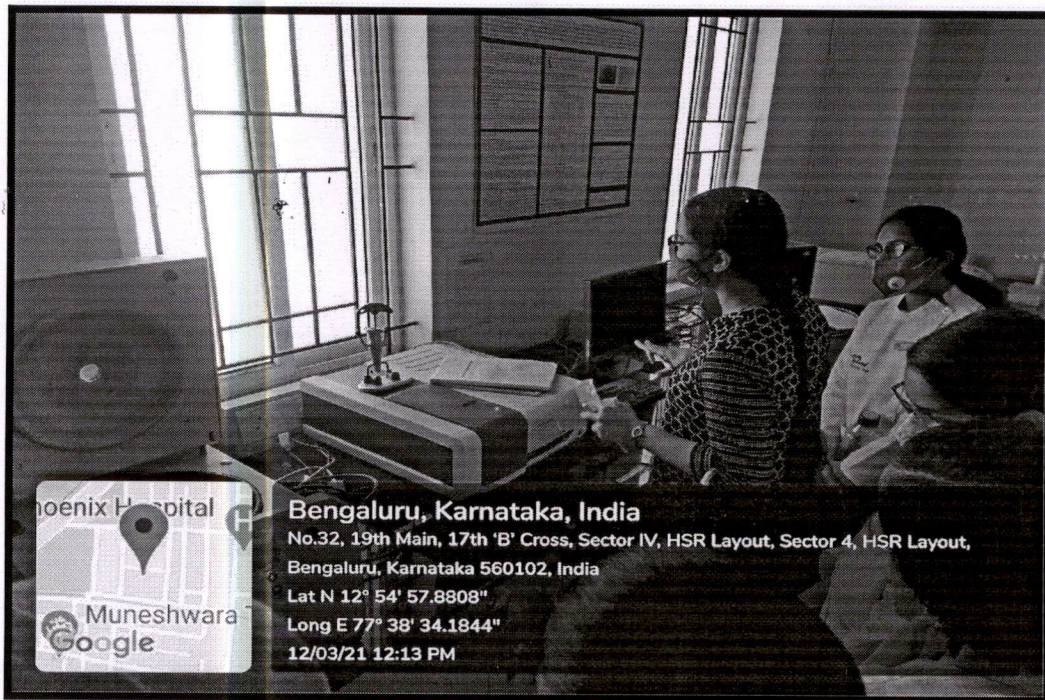


CHILDREN'S EDUCATION SOCIETY (Regd.)

THE OXFORD DENTAL COLLEGE

(Recognized by the Govt. of Karnataka, Affiliated to Rajiv Gandhi University of Health Sciences,
Karnataka & Recognised by Dental Council of India, New Delhi)
Bommanahalli, Hosur Road, Bangalore - 560 068.

Ph: 080-61754680 Fax : 080 - 61754693E-mail: deandirectortodc@gmail.com
Website: www.theoxford.edu



Post Graduates Learning About Fluorescent Microscope

Prof. Dr. K. S. Ravi
Professor & Head
Dept. of Pediatric & Preventive Dentistry
The Oxford Dental College, Bangalore



CHILDREN'S EDUCATION SOCIETY (Regd.)

THE OXFORD DENTAL COLLEGE

(Recognized by the Govt. of Karnataka, Affiliated to Rajiv Gandhi University of Health Sciences,
Karnataka & Recognised by Dental Council of India, New Delhi)

Bommanahalli, Hosur Road, Bangalore - 560 068.

Ph: 080-61754680 Fax : 080 - 61754693E-mail: deandirectortodc@gmail.com

Website: www.theoxford.edu

Activity Report

Title: Visit to the Metallurgical laboratory

Objective: To create awareness for the students about the importance of equipment's in the laboratory in dentistry.

Date: 20-03-2021

Time: 9:00 am to 4:00 pm.

Location: Electronic city, Phase 1, Bangalore.

Organised by: Department of Pediatric and Preventive Dentistry.

Method adopted: Verbal orientation on various instruments used in the metallurgical laboratory and their function.

Description: We visited ARML laboratory on 20-03-2021 at 10:30 pm. The laboratory was well equipped. The lab technician thoroughly described about various equipment's Optical Emission Spectrometry, equipment's to measure Vickers, Knoop and Brinell hardness and to test flexural strength of various materials and their functioning.

As a dentist we should know the physical properties of various dental materials for its use in clinical practice. This laboratory had equipment's which were used to measure hardness, strength and various physical properties. Thus, the lab technician gave a thorough knowledge about the equipment's and demonstrated its use.

| SL. No. | Names of Students | Dates | Field Visit |
|---------|-----------------------|------------|------------------------------|
| 1. | Dr. Anushree S Shenoy | 20/03/2021 | The Metallurgical Laboratory |
| 2. | Dr. Rathnashree | 20/03/2021 | The Metallurgical Laboratory |
| 3. | Dr. Deepak Bandi, | 20/03/2021 | The Metallurgical Laboratory |
| 4. | Dr. Priyanka Reddy | 20/03/2021 | The Metallurgical Laboratory |
| 5. | Dr. Devikripa Bhat | 20/03/2021 | The Metallurgical Laboratory |
| 6. | Dr. Ashwini Koti | 20/03/2021 | The Metallurgical Laboratory |



CHILDREN'S EDUCATION SOCIETY (Regd.)


THE OXFORD DENTAL COLLEGE

(Recognized by the Govt. of Karnataka, Affiliated to Rajiv Gandhi University of Health Sciences, Karnataka & Recognised by Dental Council of India, New Delhi)


Bommanahalli, Hosur Road, Bangalore - 560 068.

Ph: 080-61754680 Fax: 080 - 61754693E-mail: deandirectortodc@gmail.com

Website: www.theoxford.edu



Post Graduate Students Visit to Analytical Research Metallurgical Laboratories.


Professor & Head
Dept. of Pediatric & Preventive Dentistry
The Oxford Dental College, Bangalore